

# LZ862AV2

Sink material	Composite
Type	Composite sink
No. of bowls	2
Drainer	Reversible
EAN code	8017709274535



## Aesthetics



<b>Aesthetic</b>	Universale	<b>Logo</b>	Applied/on overflow
<b>Serie</b>	Rigae	<b>Alternative colours available</b>	White, Anthracite, Cream, Copper, Cemento / Concrete
<b>Colour</b>	Oats	<b>Tap hole / precut tap hole</b>	Prepared
<b>Building in type</b>	Standard		

	Bowl type RH	Bowl dimensions, WxDxH (mm)	Bowl depth (mm)	Radius corner right bowl (mm)	Overflow	Strainer position	Strainer dimension
RH Bowl	Traditional	371 x 420 x 210	210	80	Yes, traditional	Side bowl	3.5"
LH Bowl	Traditional	371 x 420 x 210	210	80	Yes, traditional	Side bowl	3.5"

## Technical Features

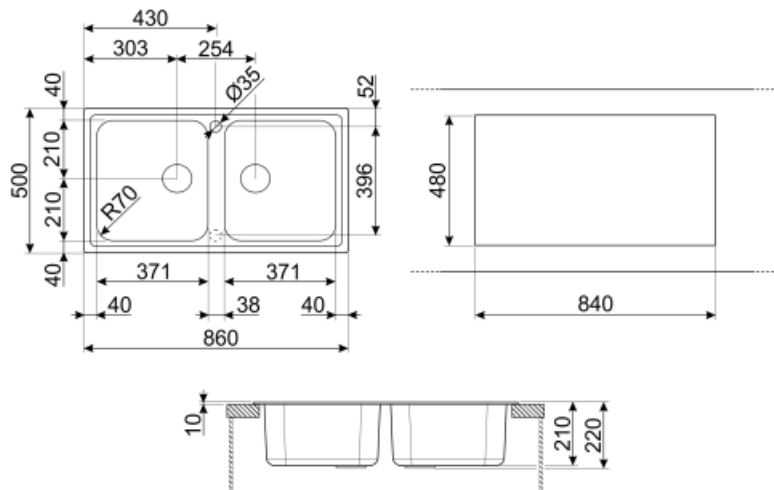


<b>Characteristics composite material</b>	Antibacterial, Anti-scratch, Thermal shock resistant, High temperatures resistant, Impact resistant, Easy to clean, UV Resistant	<b>Tap hole</b>	2
<b>Frame depth (mm)</b>	10	<b>Tap hole diameter</b>	35 mm
<b>Dimensions of the product (mm)</b>	220x860x500 mm	<b>Dividing wall width</b>	38 mm
		<b>No. of clips</b>	8
		<b>Type of clips</b>	Standard

**Cutout dimension** 840 X 480 mm  
**topmount (mm)**  
**Height from kitchen top** 10 mm  
**Base unit size** 90 cm

## Accessories Included

**Accessories for installation** Strainer, Savespace siphon with dishwasher outlet connection, Fixing clips



---

## Not included accessories

---



### **KITFD050**

Waste disposal 0,5 HP, Motor: 1/2 horsepower, Fits all sinks with 3 1/2" waste outlet



### **KITDSQ**

Soap dispenser chrome finishing with square knob 40x40 mm



### **DBSINT34**

St/steel drain basket to fit STD radius composite sinks 340 x 400 mm bowl, 180 mm depth



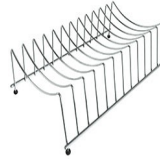
### **KITFD100**

Waste disposal 1 HP, Motor: 1/2 horsepower, Fits all sinks with 3 1/2" waste outlet



### **KITFD075**

Waste disposal 0,75 HP, Motor: 1/2 horsepower, Fits all sinks with 3 1/2" waste outlet














### **COLPTX**

Draining rack base 300 x 185 x 82 mm

---

## Symbols glossary (TT)

---

	Antibacterial		Antiscratch
	Cupboard width required for sink installation		Sink depth - depending on the model, the depth can be from 13 to 24,5
	Standard installation: Traditional installation in tabletop, suitable for any kitchen sets		Thermal shock resistant
	High temperatures resistant		Impact resistant
	Easy to clean		Thanks to the double tap hole, most of our sinks are easily reversible, giving you the flexibility to make any type of kitchen composition.
	UV protection, does not fade over time.		