

LZ862B

Sink material Composite
 Type Composite sink
 No. of bowls 2
 EAN code 8017709183233



Aesthetics



Aesthetic	Universale	Logo	Applied/on overflow
Colour	White	Alternative colours available	Anthracite, Cream, Beige, Copper, Cemento / Concrete
Series	Rigae	Tap hole / precut tap hole	Prepared
Building in type	Standard		

	Bowl type RH	Bowl dimensions, WxDxH (mm)	Bowl depth (mm)	Radius corner right bowl (mm)	Overflow	Strainer position	Strainer dimension
RH Bowl	Traditional	371 x 420 x 210	210	80	Yes, traditional	Side bowl	3.5"
LH Bowl	Traditional	371 x 420 x210	210	80		Side bowl	3.5"

Technical Features

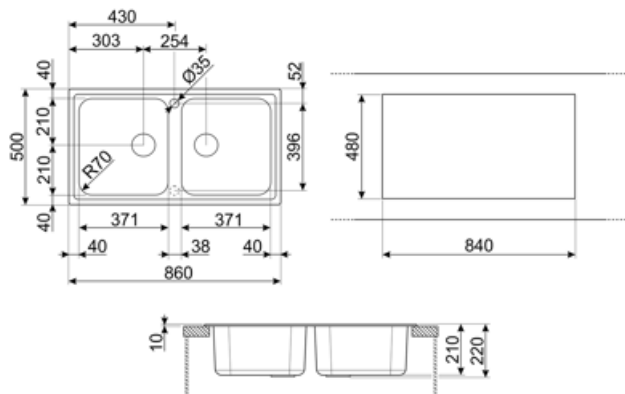


Characteristics composite material	Antibacterial, Easy to clean, Anti-scratch , Termal schock resistant, High temperatures resistant, Impact resistant, UV Resistant	Tap hole	2
		Tap hole diameter	35 mm
		Dividing wall width	38 mm
		No. of clips	8
		Type of clips	Standard
Frame depth (mm)	10	Possibility to install waste disposal	Yes

Dimensions of the product (mm)	210x860x500 mm
Cutout dimension topmount (mm)	840 X 480 mm
Undermount cutout radius	30 mm
Height from kitchen top	10 mm
Base unit size	90 cm

Accessories included

Accessories for installation	Strainer, Savespace siphon with dishwasher outlet connection, Fixing clips
------------------------------	--



Compatible Accessories



KITDSQ

Soap dispenser chrome finishing with square knob 40x40 mm



KITFD075

Waste disposal 0,75 HP, Motor: 1/2 horsepower, Fits all sinks with 3 1/2" waste outlet



KITFD050

Waste disposal 0,5 HP, Motor: 1/2 horsepower, Fits all sinks with 3 1/2" waste outlet



KITFD100

Waste disposal 1 HP, Motor: 1/2 horsepower, Fits all sinks with 3 1/2" waste outlet

Alternative products

LZ862CT

Colour: Cement / Concrete



LZ862P

Colour: Cream



LZ862AV2

Colour: Oats













LZ862A2

Colour: Anthracite



Symbols glossary

	Antibacterial		Antiscratch
	Cupboard width required for sink installation.		Sink depth - depending on the model, the depth can be from 13 to 24,5.
	Standard installation: Traditional installation in tabletop, suitable for any kitchen sets.		Thermal shock resistant
	High temperatures resistant		Impact resistant
	Easy to clean		UV protection, does not fade over time.