


# LZ862CT

**Sink material** Composite  
**Type** Composite sink  
**No. of bowls** 2  
**EAN code** 8017709251710



## Aesthetics



<b>Aesthetic</b>	Universale	<b>Logo</b>	Applied/on overflow
<b>Series</b>	Rigae	<b>Alternative colours available</b>	White, Anthracite, Cream, Beige, Copper, Cemento / Concrete
<b>Colour</b>	Cement / Concrete	<b>Tap hole / precut tap hole</b>	Prepared
<b>Building in type</b>	Standard		

	Bowl type RH	Bowl dimensions, WxDxH (mm)	Bowl depth (mm)	Radius corner right bowl (mm)	Overflow	Strainer position	Strainer dimension
RH Bowl	Traditional	371 x 420 x 210	210	80	Yes, traditional	Side bowl	3.5"
LH Bowl	Traditional	371 x 420 x210	210	80		Side bowl	3.5"

## Technical Features

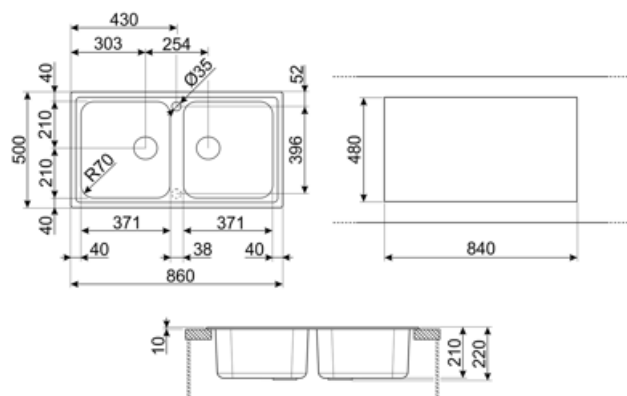


<b>Characteristics composite material</b>	Antibacterial, Easy to clean, Anti-scratch , Termal schock resistant, High temperatures resistant, Impact resistant, UV Resistant	<b>Base unit size</b>	90 cm
<b>Frame depth (mm)</b>	10	<b>Tap hole</b>	2
		<b>Tap hole diameter</b>	35 mm
		<b>Dividing wall width</b>	38 mm
		<b>No. of clips</b>	8
		<b>Type of clips</b>	Standard

Dimensions of the product (mm)	210x860x500 mm
Cutout dimension topmount (mm)	840 X 480 mm
Undermount cutout radius	30 mm
Height from kitchen top	10 mm

## Accessories included

Accessories for installation	Strainer, Savespace siphon with dishwasher outlet connection, Fixing clips
------------------------------	--



---

## Compatible Accessories

---



### **KITDSQ**

Soap dispenser chrome finishing with square knob 40x40 mm



### **KITFD075**

Waste disposal 0,75 HP, Motor: 1/2 horsepower, Fits all sinks with 3 1/2" waste outlet



### **KITFD050**

Waste disposal 0,5 HP, Motor: 1/2 horsepower, Fits all sinks with 3 1/2" waste outlet













### **KITFD100**

Waste disposal 1 HP, Motor: 1/2 horsepower, Fits all sinks with 3 1/2" waste outlet

---

## Symbols glossary

---

	Cupboard width required for sink installation		Sink depth - depending on the model, the depth can be from 13 to 24,5
	Standard installation: Traditional installation in tabletop, suitable for any kitchen sets		Antibacterial
	Antiscratch		Thermal shock resistant
	High temperatures resistant		Impact resistant
	Easy to clean		UV protection, does not fade over time.

## Benefit (TT)

---

### **Two bowls**

Two bowls for greater versatility and dual functionality

### **Double tap hole**

The sink is easily reversible, making it possible to create any type of kitchen composition

### **Tap hole possibility**

Possibility of having the tap hole for direct installation of the tap on the sink, for a larger and neater surface area