

MOE25B


Usable volume	25 l
	
Product Family	Microwave
Category	Countertop
Power supply	Electric
Cooking Method	Microwave with grill
Control	Electronic




Controls

Display / Clock	1 a LED	Control knobs	Standard with knurlings
Type of control setting	Control knobs / buttons	Controls colour	Chromed
Opening	Handle	Buttons Colour	Cromato
No. of controls	1		

Options

			
Timer	Electronic	End of cooking acoustic alarm	Yes
Time-setting options	Start and stop	Controls Lock / Child Safety	Yes

Technical Features

			
Cavity material	Ceramic enamel	Door opening	Side-opening
No. of lights	1	Total no. of door glasses	1
Light type	Led	Safety Thermostat	Yes
Turntable	Yes	Cooling system	Tangential
Turntable dimensions	31.5 cm	Microwave screen protection	Yes
Light when door is opened	Yes	Microwave stops when door is opened	Yes
Grill type	Heating element	Usable cavity space dimensions (HxWxD)	180x330x328 mm
Grill - power	1000 W		

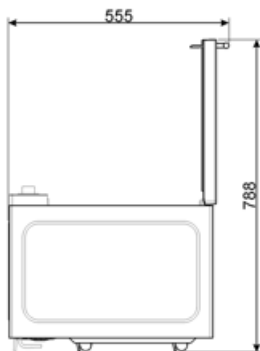
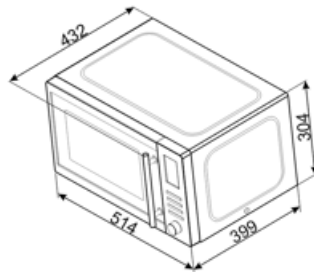
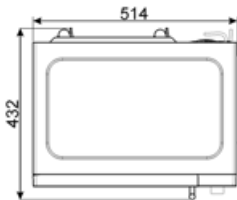
Microwave effective power 900 W

Accessories Included











Grid	1	Pizza dish	1
-------------	----------	-------------------	----------

Electrical Connection

Plug	(F;E) Schuko	Voltage (V)	240 V
Nominal power	1500 W	Frequency (Hz)	50 Hz
Current	6,25 A	Power supply cable length	100 cm



Symbols glossary (TT)

- | | | | |
|--|---|---|--|
|  | Child lock: some models are fitted with a device to lock the programme/cycle so it cannot be accidentally changed. |  | Microwave energy shortens cooking times dramatically and produces energy savings. |
|  | Defrost by time: Manual defrost function. At the end of the set duration, the function stops. |  | Defrost by weight: Automatic defrost function. You choose the type of food to defrost from the available categories (MEAT - FISH - BREAD - DESSERTS) After entering the weight of the food, the oven automatically defines the time required for proper defrosting. |
|  | Grill: Very intense heat coming only from above from a double heating element. The fan is not active. Provides excellent grilling and gratinating results. Used at the end of cooking, it gives a uniform browning to dishes. |  | Microwave: Penetrating straight into the food, microwaves cook very quickly and with considerable energy savings. Suitable for cooking without fat, they are also able to thaw and heat food without altering its original appearance and aroma. The microwave function can also be combined with conventional functions with all the resulting advantages. Ideal for all types of food. |
|  | Microwave + grill element: The use of the grill results in a perfect browning of the surface of the food. The action of microwaves allows instead of cooking in a short time the internal part of the food. |  | Pizza microwave: This function cooks pizza quicker thanks to the microwaves. To optimize the final result, use the function combined with the Chef plate |
|  | Side lights: Two opposing side lights increase visibility inside the oven. |  | The capacity indicates the amount of usable space in the oven cavity in litres. |