

MP122S1



Product Family	Microwave
Category	Built-in
Installation type	Built-in
Installation	Under counter
Power supply	Electric
Cooking Method	Microwave with grill
Control	Electronic



Aesthetics

Aesthetics	Linea	Glass Type	Stopsol
Colour	Silver	Serigraphy colour	Grey
Finishing	Gloss	Door	Full glass
Material	Glass	Logo	Silk screen
Type of steel	Brushed		

Program / Functions



No. of functions	6	Defrost by weight	Yes
Full grill	Yes	Microwave	Yes
Pizza	Yes	Microwave + grill	Yes
Defrost by time	Yes		

Controls

Display / Clock	1 a LED	No. of controls	2
Type of control setting	Control knobs	Control knobs	Linea
Opening	Mechanical button		

Options



Timer	Electronic	Showroom demo option	Yes
Time-setting options	Start and stop		

End of cooking acoustic alarm Yes

Controls Lock / Child Safety Yes

Technical Features



Cavity material Stainless steel

No. of lights 1

Light type Incandescent

Light power 20 W

Ceramic base Yes

Light when door is opened Yes

Grill type Heating element

Tilting grill Yes

Grill - power 1250 W

Door opening Side-opening

Total no. of door glasses 2

Safety Thermostat Yes

Cooling system Tangential

Microwave screen protection Yes

Microwave stops when door is opened Yes

Usable cavity space dimensions (HxWxD) 220x350x280 mm

Microwave effective power 850 W

Accessories Included

Grid 1

Performance / Energy Label



Usable volume 22 l

Gross volume 23 l

Electrical Connection

Plug No

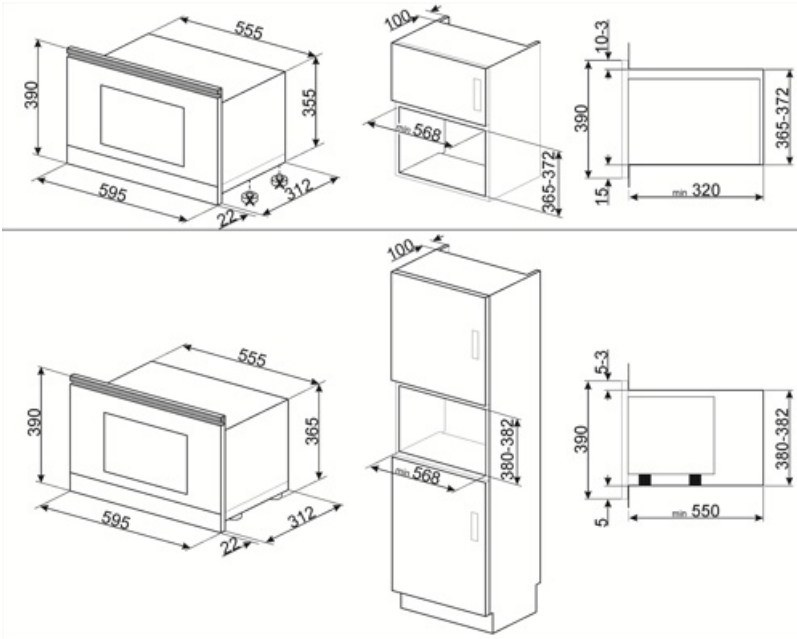
Nominal power (W) 2700 W

Current 11 A













Voltage (V) 220-240 V

Frequency (Hz) 50 Hz

Power supply cable length 150 cm



Symbols glossary

- | | | | |
|--|---|---|--|
|  | Surfaceplus ceramic base: Surfaceplus ceramic base for a microwave oven - no turntable required, and the whole surface can be used for cooking. |  | Child lock: some models are fitted with a device to lock the programme/cycle so it cannot be accidentally changed. |
|  | Microwave energy shortens cooking times dramatically and produces energy savings. |  | Defrost by time: with this function the time of thawing of foods are determined automatically. |
|  | Defrost by weight: With this function the defrosting time is determined |  | Double glazed doors: Number of glazed doors. |
|  | Grill element: Using of grill gives excellent results when cooking meat of medium and small portions, especially when combined with a rotisserie (where possible). Also ideal for cooking sausages and bacon. |  | Microwave + grill element: The use of the grill results in a perfect browning of the surface of the food. The action of microwaves allows instead of cooking in a short time the internal part of the food. |
|  | Pizza microwave: This function cooks pizza quicker thanks to the microwaves. To optimize the final result, use the function combined with the Chef plate |  | Microwave: Penetrating straight into the food, microwaves cook very quickly and with considerable energy savings. Suitable for cooking without fat, they are also able to thaw and heat food without altering its original appearance and aroma. The microwave function can also be combined with conventional functions with all the resulting advantages. Ideal for all types of food. |
|  | Tilting grill: the tilting grill can be easily unhooked to move the heating element and clean the roof of the appliance in one simple step. |  | The capacity indicates the amount of usable space in the oven cavity in litres. |