

# MTE40



Installation	Free Standing
Category	One Door
Cooling type	Static
Defrost	Automatic
Technology type	Thermoelectric
Hinge type	Standard
Hinge position	Right
Reversible door	Yes
EAN code	8017709312541



## Target

Industries	Hotels
------------	--------

## Aesthetics

Colour	Black
Material	Plastic
Handle	Integrated
Logo colour	Chrome
Side material	Steel
Side colour	Black
Logo	Silk screen

## Refrigerator compartment features



No. of adjustable shelves	2
Type of adjustable shelves	Glass
Internal light in fridge	Yes
Type of internal light (fridge)	LED

## Refrigerator Inner Door

Number of adjustable door shelves	1
No. of bottle shelves	1

## Other technical features

---

Refrigerant gas type	R600a	Refrigerant Quantity (gr)	25 g
----------------------	-------	---------------------------	------

## Performance / Energy Label

---

Noise level	25 dB(A) re 1 pW
-------------	------------------

## Performance / Energy Label

---



Annual energy consumption	162 kWh/a
Energy efficiency class	G
Airborne acoustical noise emission class	A
Total volume	33 l
Sum of the volumes of the chill compartment(s) and the unfrozen compartment(s)	32 l
Total volume	40 l
Climatic class	N
EER	209 %

## Electrical Connection

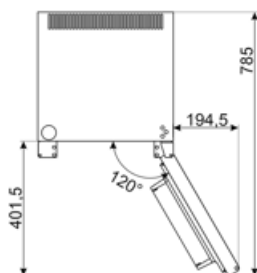
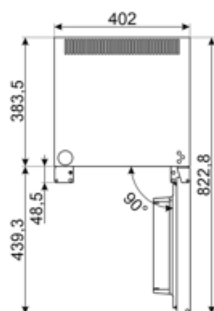
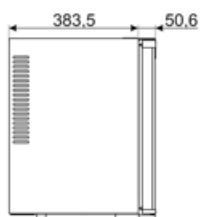
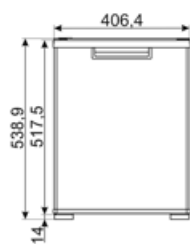
---

Plug	(F;E) Schuko
Nominal power	65 W
Voltage (V)	230 V
Frequency (Hz)	50/60 Hz
Power supply cable length	150 cm

## Logistic Information

---

Width (mm)	406 mm
Depth without handle	433 mm
Product Height with feet	539 mm
Product width with maximum doors opening	600 mm
Product depth with doors open at 90°	823 mm



---

## Symbols glossary

---



The automatic defrost system works by automatically defrosting at regular intervals eliminating the need to defrost altogether.



LED interior lighting: is a more energy efficient and long lasting way of illuminating the interior of the appliance.



Energy efficiency class G

---

## Benefit

---

The R600a refrigerant, with a low environmental impact, ensures rapid cooling and reduced energy consumption.

The integrated handle optimises space and reduces the risk of bumps thanks to the absence of protrusions. Additionally, the continuous surface makes cleaning easier.

The internal lighting ensures optimal visibility of the shelves, improving organisation within the fridge compartment.

Automatic defrosting prevents ice build-up and reduces the need for manual intervention, improving reliability and service continuity.