

# P261XGH



Product Family	Hob
Built-in type	Traditional
Dimensions	60 cm
Power supply	Gas
Type	Gas
EAN code	8017709179656



## Aesthetics



Aesthetic	Selezione
Colour	Stainless steel
Finishing	Satin
Material	Stainless Steel
Type of steel	Brushed
Pan stands	Cast iron
Burners	Smeg Contemporary
Burners Material	Alluminium
Type of control setting	Control knobs
Control knob position	Front
No. of controls	4
Controls colour	Silver
Logo	Silk screen
Serigraphy colour	Black

## Program / Functions

No. of gas cook zones	4
Total no. of cook zones	4

## Options



Worktop Cut-Out	478-482x555-560 mm
-----------------	--------------------

## Technical Features

**UR**

Left - Gas - UR - 3.50 kW

Rear-centre - Gas - Semi Rapid - 1.70 kW

Front-centre - Gas - AUX - 1.10 kW

Right - Gas - Rapid - 2.60 kW

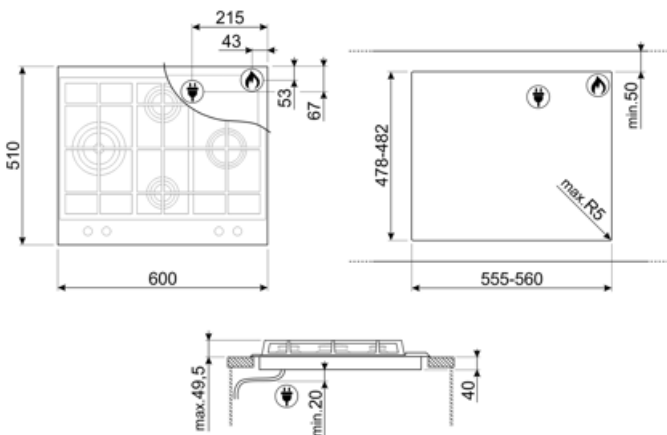
Gas safety valves                      Yes    Automatic Ignition                      Yes

## Electrical Connection

Electrical connection rating (W)	1 W	Frequency (Hz)	50/60 Hz
Voltage (V)	220-240 V	Power supply cable length	120 cm
Type of electric cable installed	Yes, Single phase	Plug	Not present

## Gas Connection

Gas Type	G20 Natural gas	Other gas connections provided	Conical
Gas connection	Cilindrical	Gas connection rating (W)	8800 W
Other gas nozzles included	G30 GPL Liquid gas		



---

## Compatible Accessories

---



**GRW**  
Wok support








**WOKGHU**  
Cast iron WOK Support

---

## Symbols glossary

---

- |  |   |   |  |
|--|---|---|--|
|  | Standard installation: Traditional installation in tabletop, suitable for any kitchen sets. |  | Heavy duty cast iron pan stands: for maximum stability and strength. |
|  | Knobs control   |  | CUT_OUT_STANDARD_72dpi   |
|  | Ultra rapid burners: Powerful ultra rapid burners offer up to 5kw of power.                 |   |  |