

P64ES



Product Family	Hob
Built-in type	Traditional
Dimensions	60 cm
Power supply	Gas
Type	Gas
EAN code	8017709179151



Aesthetics



Aesthetic	Piano Design
Colour	Stainless steel
Finishing	Glossy
Material	Stainless Steel
Type of steel	Polished
Pan stands	Stainless steel
Pan Stand Coating	EverShine
Burners	Piano Design
Burners Material	Stainless steel
Burner Coating	EverShine
Type of control setting	Control knobs
Control knob position	Front
No. of controls	4
Controls colour	Steel effect
Logo	Embossed

Program / Functions

No. of gas cook zones	4
Total no. of cook zones	4

Options



Worktop Cut-Out

478-482x555-560 mm

Technical Features

Front-left - Gas - Semi Rapid - 1.70 kW

Rear-left - Gas - Rapid - 2.40 kW

Rear-right - Gas - Rapid - 3.00 kW

Front-right - Gas - AUX - 0.90 kW

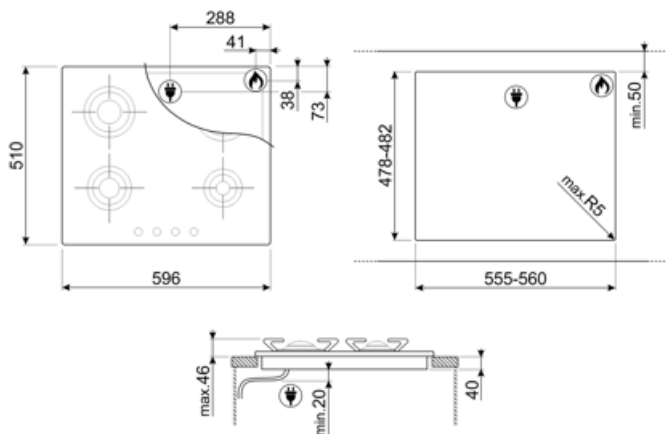
Gas safety valves Yes Automatic Ignition Yes

Electrical Connection

Electrical connection rating (W)	1 W	Frequency (Hz)	50/60 Hz
Voltage (V)	220-240 V	Power supply cable length	120 cm
Type of electric cable installed	Yes, Single phase	Plug	Not present

Gas Connection

Gas Type	G20 Natural gas	Other gas connections provided	Conical
Gas connection	Cilindrical	Gas connection rating (W)	8000 W
Other gas nozzles included	G30 GPL Liquid gas		







Compatible Accessories

GP64ES

St. Steel pan stands and burner caps



Symbols glossary

	Standard installation: Traditional installation in tabletop, suitable for any kitchen sets.		Knobs control
	CUT_OUT_STANDARD_72dpi		Ever Shine: is an invisible coating that makes the effected area highly resistant to heat.