


# PC32GNO



Product Family	Hob
Built-in type	Ultra-low profile
Dimensions	30 cm
Power supply	Gas
Type	Gas
EAN code	8017709199388



## Aesthetics



Aesthetic	Classica
Colour	Black
Finishing	Glass
Material	Glass
Glass on Steel	Yes
Pan stands	Cast iron
Type of control setting	Control knobs
Control knob position	Front
No. of controls	2
Controls colour	Brass
Components finishing	Black
Logo	Silk screen
Serigraphy colour	Grey

## Program / Functions

No. of gas cook zones	2
Total no. of cook zones	2

## Options

Worktop Cut-Out	476-480x250-254 mm
-----------------	--------------------

## Technical Features

Front-centre - Gas - Semi Rapid - 1.80 kW

Rear-centre - Gas - Rapid - 3.00 kW

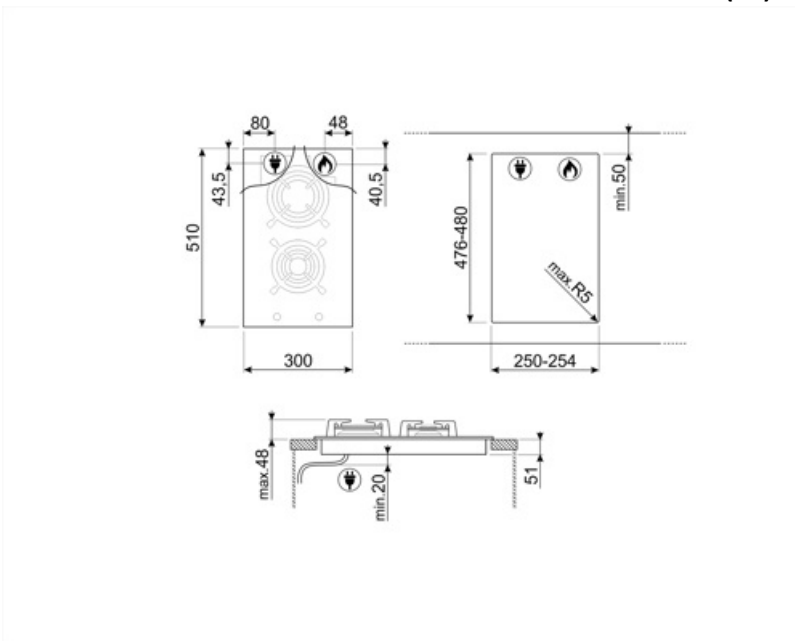
Gas safety valves	Yes	Automatic Ignition	Yes
-------------------	-----	--------------------	-----

## Electrical Connection

Electrical connection rating (W)	1 W	Power supply cable length	120 cm
Voltage (V)	220-240 V	Plug	Not present
Frequency (Hz)	50/60 Hz		

## Gas Connection

Gas Type	G30 GPL Liquid gas	Other gas nozzles included	G110 City gas, G20 Natural gas
Gas connection	Conical	Gas connection rating (W)	4800 W



---

## Compatible Accessories

---



**GRM**

Coffee machine support



**GRW**

Wok support







**WOKGHU**

Cast iron WOK Support

---

## Symbols glossary

---

- |  |  |   |  |
|--|--|---|--|
|  | Ultra-low profile: Installation of product with flat edge - height of 1 mm.  |  | Heavy duty cast iron pan stands: for maximum stability and strength. |
|  | Reinforced base: A reinforced base, developed exclusively by Smeg, consists of a steel layer fixed to the underside of the glass surface of all gas on glass hobs. |  | Knobs control  |