

PGF30T-1



| | |
|-----------------------|-------------------|
| Product Family | Hob |
| Built-in type | Ultra-low profile |
| Dimensions | 30 cm |
| Power supply | Electric |
| Type | Teppanyaki |
| EAN code | 8017709161910 |



Aesthetics



| | |
|--------------------------------|-----------------|
| Aesthetic | Classica |
| Colour | Stainless steel |
| Finishing | Satin |
| Material | Stainless Steel |
| Type of steel | Brushed |
| Type of control setting | Control knobs |
| Control knob position | Front |
| No. of controls | 2 |
| Controls colour | Steel effect |
| Logo | Silk screen |
| Serigraphy colour | Black |

Program / Functions

| | |
|------------------------------------|---|
| No. of induction cook zones | 2 |
| Power levels | 9 |
| Total no. of cook zones | 2 |

Options



| | | | |
|------------------------------------|------------|------------------------|-----|
| Worktop Cut-Out | 494x292 mm | Cleaning option | Yes |
| Control Lock / Child Safety | Yes | | |

Technical Features



Front-centre - Teppanyaki - 1.40 kW - Booster 1.80 kW

Rear-centre - Teppanyaki - 1.40 kW - Booster 1.80 kW

Automatic switch off when overheat Yes

Residual heat indicator Yes

Electrical Connection

Electrical connection rating (W) 3000 W

Current 13 A

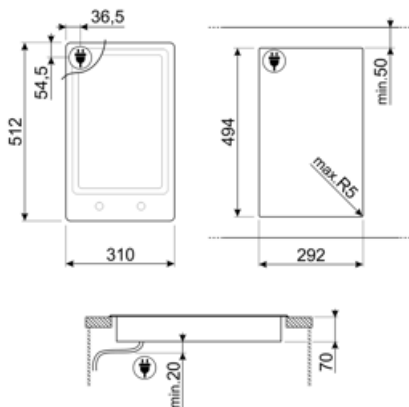
Voltage (V) 220-240 V

Type of electric cable installed Yes, Single phase

Frequency (Hz) 50/60 Hz

Power supply cable length 120 cm

Plug Not present



Compatible Accessories

6MP1PGF

6 Linea knobs for PGF hobs








LGPGF-1

Aluminium connecting strip for PGF



Symbols glossary

- | | | | |
|--|---|---|---|
|  | Ultra-low profile: Installation of product with flat edge - height of 1 mm. |  | Child lock: some models are fitted with a device to lock the programme/cycle so it cannot be accidentally changed. |
|  | Knobs control |  | Overheat protection: The safety system that automatically turns off the hob in case of overheating of the control unit. |
|  | Indication of residual heat: After the glass ceramic hob is switched off the residual heat indicator shows which of the heating zones still remains hot. When the temperature drops below 60 ° C, the indicator goes out. | | |