

# PGF32I-1



Product Family  
Built-in type  
Dimensions  
Power supply  
Type  
EAN code

Hob  
Ultra-low profile  
30 cm  
Electric  
Induction  
8017709161941



## Aesthetics



Aesthetic	Classica
Colour	Stainless steel/Black
Finishing	Satin
Material	Stainless Steel
Type of steel	Brushed
Frame	Yes
Frame colour	Stainless Steel
Type of control setting	Control knobs
Control knob position	Front
No. of controls	2
Controls colour	Steel effect
Logo	Silk screen
Serigraphy colour	Black

## Program / Functions

No. of induction cook zones	2
Total no. of cook zones	2

## Options



Worktop Cut-Out	494x292 mm	Control Lock / Child Safety	Yes
-----------------	------------	-----------------------------	-----

## Technical Features



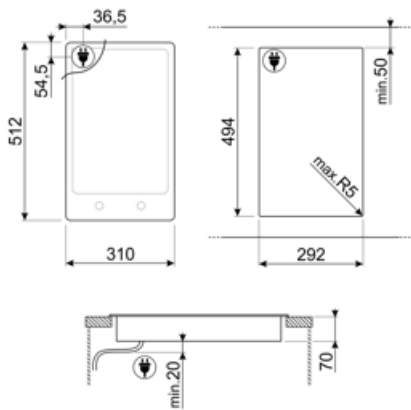
Front-centre - Induction - Single - 1.40 kW - Booster 2.20 kW - Ø 14.5 cm

Rear-centre - Induction - Single - 1.80 kW - Booster 3.00 kW - Ø 21.0 cm

<b>Automatic setting according to pan dimension</b>	Yes	<b>Automatic switch off when overheat</b>	Yes
<b>pan detection</b>	Yes	<b>Residual heat indicator</b>	Yes
<b>Minimum pan diameter indication</b>	Yes	<b>Protection against accidental start up</b>	Yes

## Electrical Connection

<b>Electrical connection rating (W)</b>	3500 W	<b>Frequency (Hz)</b>	50/60 Hz
<b>Current</b>	16 A	<b>Power supply cable length</b>	120 cm
<b>Voltage (V)</b>	220-240 V	<b>Plug</b>	Not present
<b>Type of electric cable installed</b>	Yes, Single phase		



---

## Compatible Accessories

---

### 6MP1PGF

6 Linea knobs for PGF hobs



### SCRP

Non-scratch hob scraper - suitable for induction and ceramic hobs









### LGPGF-1

Aluminium connecting strip for PGF

---

## Symbols glossary

---

	Ultra-low profile: Installation of product with flat edge - height of 1 mm.		Child lock: some models are fitted with a device to lock the programme/cycle so it cannot be accidentally changed.
	Knobs control		Overheat protection: The safety system that automatically turns off the hob in case of overheating of the control unit.
	Induction: The work of these hobs is based on the principle of electromagnetic induction. The heat is generated directly in the bottom of the pan during its contact with the hob.		Indication of residual heat: After the glass ceramic hob is switched off the residual heat indicator shows which of the heating zones still remains hot. When the temperature drops below 60 ° C, the indicator goes out.