

PGFU30X



Product Family	Hob
Built-in type	Ultra-low profile
Dimensions	30"
Power supply	Mixed
Type	Gas
EAN code	8017709200039



Aesthetics



Aesthetic	Classica
Colour	Stainless steel
Finishing	Satin
Material	Stainless Steel
Type of steel	Brushed
Pan stands	Cast iron
Burners	Standard
Burners Material	Alluminium
Type of control setting	Control knobs
Control knob position	Front
No. of controls	5
Controls colour	Steel effect
Logo	Embossed

Program / Functions

No. of gas cook zones	5
Total no. of cook zones	5

Options

Worktop Cut-Out	492x700 mm
-----------------	------------

Technical Features

UR

Front-left - Gas - AUX - 1.05 kW - 3500 BTU - Double booster BTU
 Rear-left - Gas - Semi Rapid - 1.80 kW - 6000 BTU - Double booster BTU
 Central - Gas - UR - 4.00 kW - 13500 BTU - Double booster BTU
 Rear-right - Gas - Semi Rapid - 1.80 kW - 6000 BTU - Double booster BTU
 Front-right - Gas - AUX - 1.05 kW - 3500 BTU - Double booster BTU
 Double booster BTU

Gas safety valves Yes Automatic Ignition Yes

Accessories Included

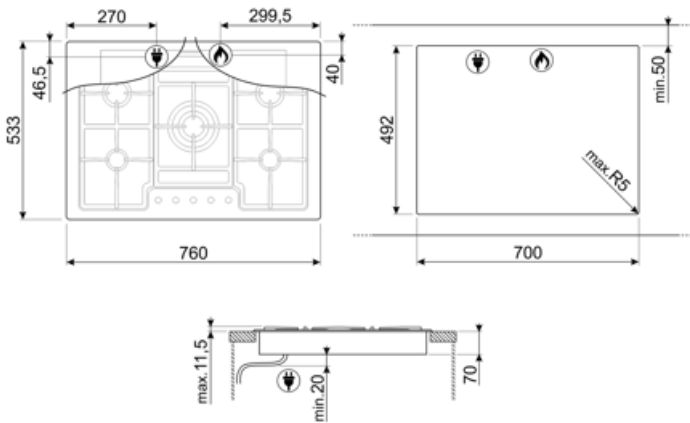
Cast iron wok support 1

Electrical Connection

Electrical connection rating (W)	1 W	Frequency (Hz)	50/60 Hz
Voltage (V)	100-120 V	Power supply cable length	47 1/4 "
Type of electric cable	Single phase		

Gas Connection

Gas Type	G20 Natural gas	Other gas nozzles included	G30 GPL Liquid gas
Gas connection	Cilindrical		



Compatible Accessories

6MP1PGF

6 Linea knobs for PGF hobs



GRW

Wok support



GRM

Coffee machine support







WOKGHU

Cast iron WOK Support



Symbols glossary

- | | | | |
|--|---|---|---|
|  | Ultra-low profile: Installation of product with flat edge - height of 1 mm. |  | Heavy duty cast iron pan stands: for maximum stability and strength. |
|  | Knobs control |  | Ultra rapid burners: Powerful ultra rapid burners offer up to 5kw of power. |