

# PL292DN



<b>Product Family</b>	Dishwashers
<b>Commercial width</b>	60 cm
<b>Commercial height</b>	82 cm
<b>Installation</b>	Partially-integrated built-in
<b>Kitchen panel</b>	Not supplied
<b>N° baskets</b>	2
<b>Motor</b>	Inverter 2.0
<b>EAN code</b>	8017709307080



## Programs



<b>N. of programmes</b>	5	<b>Mix</b>	Yes
<b>Washing temperatures</b>	50, 65, 70 °C	<b>Intense</b>	Yes
<b>Soak</b>	Yes	<b>1/2 load</b>	Yes
<b>ECO</b>	Yes		

## Options



<b>Delay timer option</b>	3-6-9 hours	<b>Extra dry option</b>	Yes
---------------------------	-------------	-------------------------	-----

## Baskets



<b>Basket colour</b>	Grey	<b>Largest loadable dish in upper basket</b>	25,0 cm
<b>Basket components colour</b>	Grey	<b>Lower Basket</b>	With 2 foldable racks
<b>Handle</b>	In plastic on upper and lower basket	<b>Lower basket with anti-drip inserts</b>	Yes
<b>Upper Basket</b>	With central fixed racks	<b>Largest loadable dish in lower basket</b>	30,0 cm
<b>Glass holder</b>	Yes	<b>Colour Inner Components</b>	Green
<b>Height adjustment of the upper basket</b>	On three levels (5 cm)	<b>Cutlery basket</b>	Yes

## Technical Features



<b>Width (mm)</b>	598 mm	<b>Water supply</b>	Single; cold/hot water max. 60°C - energysave with hot water up to 35%
<b>Depth (mm)</b>	570 mm	<b>Max water hardness</b>	100°FH;58°dH
<b>Product Height (mm)</b>	818 mm	<b>Drying system</b>	Natural condenser drying, with Dry Assist + automatic door opening system at the end of the cycle
<b>Controls</b>	Electronic	<b>Steam protection</b>	In plastic
<b>Programme graphics</b>	Symbols	<b>Tube material</b>	Stainless steel
<b>On/off indicator</b>	Yes	<b>Filter</b>	Stainless steel
<b>Salt light indicator</b>	Light	<b>Concealed heating element</b>	Yes
<b>Rinse aid indicator</b>	Light	<b>Hinges</b>	Self balancing with fixed hinges
<b>End of cycle indicator</b>	Acoustic signal	<b>Min. and max plinth height</b>	100 - 215 mm
<b>Auto switch-off</b>	Yes	<b>Adjustable feet</b>	7 cm, from 820 to 890 mm
<b>Washing system</b>	Standard	<b>Depth of dishwasher with open door (mm)</b>	1146 mm
<b>Third spray arm</b>	Single	<b>Back feet adjustable from front</b>	Yes
<b>Water softener</b>	With electronic setting	<b>Top cover</b>	In plastic
<b>Flood protection system</b>	Total Acquastop		

## Performance / Energy Label - Reg. 2019



<b>Energy Efficiency Class</b>	D	<b>Programme duration</b>	4:10 h:min
<b>Energy consumption [per 100 cycles, based on the eco programme]</b>	84 kWh	<b>Airborne acoustical noise emissions</b>	49 dB(A) re 1 pW
<b>Rated capacity (ps)</b>	13	<b>Airborne acoustical noise emission class</b>	C
<b>Water consumption [per cycle]</b>	12,0 litres	<b>Energy efficiency Index (EEI)</b>	49,9

## Electrical Connection

<b>Connected power</b>	1800 W	<b>Type of connection</b>	Single-phase
<b>Current</b>	10 A	<b>Power supply cable length</b>	140 cm
<b>Voltage</b>	220-240 V	<b>Plug</b>	(F;E) Schuko
<b>Frequency (Hz)</b>	50 Hz		



## Compatible Accessories



### KITGH

Kit glass holder. It has to be fitted on the first basket but only if there are foldable racks



### KITPL60FABN

Toekick Kit in Black colour with adjustable height. Can be fitted over all the fully integrated and underbench models with Fixed Fulcrum. Can be installed also on the models with variable fulcrum or flexifit hinges.



### KITPLV2

Kit extension for dishwasher and washing machine: lenght mt. 2



### KITPL60FABB

Toekick Kit in White colour with adjustable height. Can be fitted over all the fully integrated and underbench models with Fixed Fulcrum. Can be installed also on the models with variable fulcrum or flexifit hinges.



### KITPL60FABX

Toekick Kit in Stainless Steel with adjustable height. Can be fitted over all the fully integrated and underbench models with Fixed Fulcrum. Can be installed also on the models with variable fulcrum or flexifit hinges.

---


## Alternative products

---



**PL292DX**
















**Colour:** Stainless steel



**PL292DB**

**Colour:** White

## Symbols glossary

 To improve the drying of dishes without leaving stains.	 Energy efficiency class D
 82 cm high	 Delay Timer: Option to postpone the start of the desired programme by up to 24 hours in order to programme the dishwasher to run at the desired time.
 Noise Level: Excellent insulation and special devices keep noise to a minimum.	 1/2 load: This program is designed for washing dishes not heavily soiled with partial load of the dishwasher.
 Eco: Eco, this economic wash programme uses a low amount of water and energy in order to provide the most environmentally friendly cleaning option.	 Mix: The Mix programme is suitable for mixed crockery and everyday pots and pans, without any particular incrustation.
 Soak programme: The soak programme provides a rinse to prevent dirt from drying.	 Ultraclean: The Ultraclean option performs a final rinse at a high temperature of 70°C eliminating virtually all bacteria.
 13 place settings: Number of place settings.	 Total Acquastop: In addition to the partial Acquastop protection present in all Smeg dishwashers, some models have an electronic device fitted to the water intake hose, which monitors water levels in the machine, detects leaks in the hose and switches off the water supply immediately when necessary.
 System WaterSave ensures the best washing results with minimal water consumption depending on the model of dishwasher.	 EXTRA DRY This option adds a hot rinse cycle that ensures improved drying.
 The work aimed at continuous improvement has allowed the creation of the second generation of the Inverter motor 2.0, characterised by greater efficiency and durability over time, which allows very high performance and a lower energy consumption and noise level.	