

PM3912WLD



Product Family	Hob
Built-in	Ultra-low profile
Dimensions	90 cm
Power supply	Mixed
Type	Mixed
EAN code	8017709235260



Aesthetics



Aesthetics	Classic
Colour	Black
Finishing	Glass
Material	Glass
Glass Type	Eclipse ceramic
Glass edge	Straight edge
Glass on Steel	Yes
Pan stands	Cast iron
Burners	Smeg Contemporary
Burner Material	Brass
Type of control setting	Control knobs
Slider	Yes
Control knobs position	Front
No. of controls	1
Controls colour	Steel effect
Serigraphy colour	Grey

Program / Functions



No. of gas cook zones	1
No. of induction cook zones	4
No. of cooking zones with booster	4
No. of Flexible zones	2
Main on/off switch	Yes

Power levels	9
Total no. of cook zones	5

Options



Multizone Option	Yes	Pause option	Yes
Flexible Zone Type	MultiZone	Minute minder	1
Standard cut out	482-486x839-844 mm	End of cooking acoustic alarm	Yes
Simmering Function	Yes	Residual time indicator	Yes
Keep warm automatic function	Yes	Show Room Demo Option	Yes
Melting/Low temperature cooking function	Yes	Control Lock / Child Safety	Yes
End cooking timer	4	Rapid level selection	Yes

Technical Features



Centre left - Gas - UR - 6.00 kW
 Rear centre - Induction - multizone - 2.10 kW - Booster 3.60 kW - 18.0x23.0 cm
 Front centre - Induction - Multizone - 2.10 kW - Booster 3.60 kW - 18.0x23.0 cm
 Rear right - Induction - multizone - 2.10 kW - Booster 3.60 kW - 18.0x23.0 cm
 Front right - Induction - Multizone - 2.10 kW - Booster 3.60 kW - 18.0x23.0 cm
 Multizone center - Booster 3.60 kW - 38.5x23.0 cm
 Multizone right - Booster 3.60 kW - 38.5x23.0 cm

Automatic setting according to pan dimension	Yes	Automatic switch off when overheat	Yes
Automatic pan detection	Yes	Automatic switch off when overflow	Yes
Permanent Automatic Pot Detection with indication of the relative control	Yes	Residual heat indicator	Yes
Gas safety valves	Yes	Protection against accidental start up	Yes
Automatic Ignition	Yes		

Accessories Included

Cast iron wok support	1
-----------------------	---

Electrical Connection

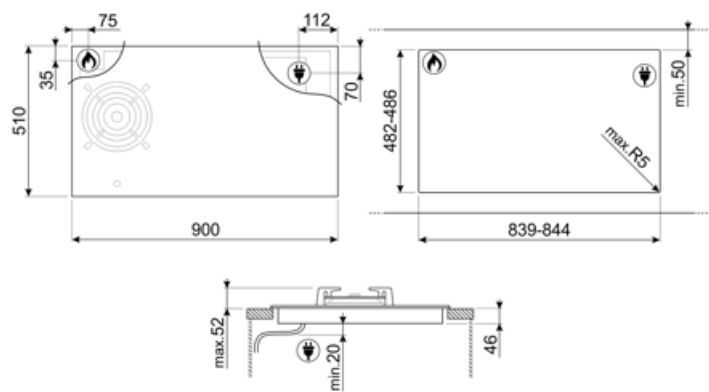
Nominal power (W)	7400 W	Type of electric cable	Single phase
Current	33 A	Frequency (Hz)	50/60 Hz
Voltage (V)	220-240 V	Power supply cable length	120 cm

Voltage 2 (V)

380-415 V

Gas Connection

Gas Type	G20 Natural gas	Other gas connections provided	Conical
Gas connection	Cilindrical	Gas connection rating (W)	5900 W
Other gas nozzles included	G30 GPL Liquid gas		



Compatible Accessories

5MP1GOG

Hob knobs set Linea knobs for Gas on Glass hobs (5 knobs)



LGCN

Connecting Strip Built-in hobs, stainless steel, 475/495 mm



GRW

Wok support
























WOKGHU

Cast-Iron WOK Support



Symbols glossary

	...		Power booster: option allows the zone to work at full power when very intense cooking is necessary.
	Ultra-low profile: Installation of product with flat edge - height of 1 mm.		Heavy duty cast iron pan stands: for maximum stability and strength.
	Child lock: some models are fitted with a device to lock the programme/cycle so it cannot be accidentally changed.		Knobs control
	The slider control panel allows you to adjust the power simply by passing your finger across the touch device.		Reinforced base: A reinforced base, developed exclusively by Smeg, consists of a steel layer fixed to the underside of the glass surface of all gas on glass hobs.
	Keep warm function: Keep warm function keeps the cooked food heated. In this mode the heating zone operates at a minimum capacity for 120 minutes and then turns off automatically.		Overheat protection: The safety system that automatically turns off the hob in case of overheating of the control unit.
	Melting function, suitable for slowly melting delicate foods such as chocolate or butter.		Multizone: allows several pans to be used at once, large or small, offering freedom of placement and greater flexibility
	Overfill protection: The special overfill protection shuts down the stove in the presence of overflow of liquids.		PAUSE_72dpi
	Quick selection, with one touch cooking begins at the highest level, then automatically reduces after time. Ideal for dishes that require quick boiling and then continued cooking without constant control (eg beef broth).		Indication of residual heat: After the glass ceramic hob is switched off the residual heat indicator shows which of the heating zones still remains hot. When the temperature drops below 60 ° C, the indicator goes out.
	Simmering function: ideal for long-cooking recipes, preventing food from boiling over or sticking to the pan.		Time elapsed: shows how long the cooking zone has been in use.
	Timer: All ceramic hobs have a timer which automatically ends cooking after a preset time.		Ultra rapid burners: Powerful ultra rapid burners offer up to 5kw of power.
	Darkness becomes light		

Benefit

Mixed type hob

The best of both worlds in one hob: fast, efficient induction alongside the precision of gas flame control

Glass

Brightness and elegance in the kitchen: the acid-etched glass gives the surface a refined, modern look that enhances the space.

Eclipse

Minimal design and high performance meet in Eclipse black glass, with no visible screen printing

Cast iron

Solid and sturdy, easy to clean and maintain every day, thanks to the cast-iron pan supports—an emblem of long-lasting efficiency and durability.

Smeg Contemporanea

Optimal cooking with every dish: burners combine high performance, efficiency, and practicality, ensuring precise, even results even with intensive use.

Accurate power adjustment via control knobs, for more precise cooking control

Control knob position frontal

Instant and intuitive control thanks to front controls, easily accessible for practical use.

Fits even the smallest spaces: Monozona modules let you customize the cooktop according to your needs, optimizing space in compact kitchens.

Keep Warm function

With the Keep Warm function, your food stays perfectly heated, ready to serve whenever you are

Nine power levels and Boost function for optimal cooking performance

Gas safety valves

Automatic protection against gas leaks: the thermocouple stops gas flow in the absence of flame, ensuring a safe environment even during unexpected shutdowns.

Melting/Low temperature cooking function

Delicate ingredients like butter or chocolate can be melted at 44°C in a controlled way

Glass on steel

Safety even in case of breakage: a stainless steel sheet beneath the glass prevents fragmentation, allowing continued use until replacement.

MultiZone

Large surface created by joining two contiguous zones, perfect for large dishes

In addition to their sleek aesthetics and contemporary design, Smeg induction hobs are equipped with innovative technologies. The Multizone function guarantees maximum flexibility in the use of the hob and endless cooking possibilities, expanding the cooking area to suit the shape and size of different pans

Permanent Automatic Pot Detection

Autopot detection knows exactly where your pot is and activates the right zone instantly for effortless precision, every time