


# PM3953D



Product Family	Hob
Built-in type	Traditional
Dimensions	90 cm
Power supply	Mixed
Type	Mixed
EAN code	8017709290221



## Aesthetics



Aesthetic	Classica
Colour	Black
Finishing	Glass
Material	Glass
Glass type	ceramic Eclipse
Glass edge	Straight edge
Glass on Steel	Yes
Serie	New
Pan stands	Cast iron
Burners	Smeg Contemporary
Burners Material	Brass
Type of control setting	Control knobs
Slider	Yes
Control knob position	Front
No. of controls	1
Controls colour	Steel effect
Serigraphy colour	Grey

## Programs / Functions



Total no. of cook zones	5
No. of gas cook zones	1
No. of induction cook zones	4
Time-setting options	Spegnimento automatico

No. of cooking zones with booster	4
No. of Flexible zones	2
Main on/off switch	Yes
Power levels	9

## Options



<b>Multizone Option</b>	Yes	<b>Residual time indicator</b>	Yes
<b>Flexible Zone Type</b>	MultiZone	<b>Limited Power</b>	Si Advance
<b>Worktop Cut-Out</b>	482-486x839-844 mm	<b>Consumption Mode</b>	
<b>Keep warm automatic function</b>	Yes	<b>Limited Power Consumption Mode in W</b>	2400 a 7400 - step 100 W
<b>Grill function</b>	Yes	<b>Showroom Demo Option</b>	Yes
<b>End cooking timer</b>	4	<b>Control Lock / Child Safety</b>	Yes
<b>Pause option</b>	Yes	<b>Bridge option</b>	Yes
<b>Minute minder</b>	1	<b>Quick start</b>	Yes
<b>End of cooking alarm</b>	Yes	<b>Rapid level selection</b>	Yes

## Technical Features



Centre-left - Gas - UR - 6.00 kW

Rear-centre - Induction - Multizone - 2.10 kW - Booster 2.50 kW - Double booster 3.00 kW - 24.0x18.0 cm

Front-centre - Induction - Multizone - 2.10 kW - Booster 2.50 kW - Double booster 3.00 kW - 24.0x18.0 cm

Rear-right - Induction - Multizone - 2.10 kW - Booster 2.50 kW - Double booster 3.00 kW - 24.0x18.0 cm

Front-right - Induction - Multizone - 2.10 kW - Booster 2.50 kW - Double booster 3.00 kW - 24.0x18.0 cm

Multizone center - Booster 3.60 kW - 38.5x23.0 cm

Multizone right - Booster 3.60 kW - 38.5x23.0 cm

<b>Automatic setting according to pan dimension</b>	Yes	<b>Automatic switch off when overheat</b>	Yes
<b>pan detection</b>	Yes	<b>Automatic switch off when overflow</b>	Yes
<b>Permanent Automatic Pot Detection with indication of the relative control</b>	Yes	<b>Residual heat indicator</b>	Yes
<b>Gas safety valves</b>	Yes	<b>Protection against accidental start up</b>	Yes
<b>Automatic Ignition</b>	Yes		

## Accessories Included

Cast iron wok support 1

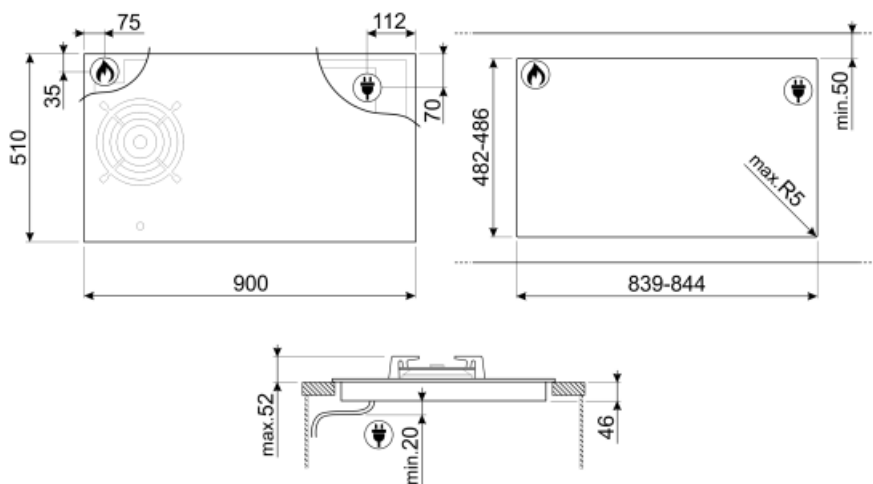
## Electrical Connection

Plug	Not present	Voltage 2 (V)	380-415 V
------	-------------	---------------	-----------

Electrical connection rating (W)	7400 W	Type of electric cable installed	Yes, Single and Double phase
Current	33 A	Frequency (Hz)	50/60 Hz
Voltage (V)	220-240 V	Power supply cable length	120 cm

## Gas Connection

Gas Type	G20 Natural gas	Other gas connections provided	Conical
Gas connection	Cilindrical	Gas connection rating (W)	5900 W
Other gas nozzles included	G30 GPL Liquid gas		



---

## Not included accessories

---



### GRILLPLATE

Universal griddle for induction, gas, ceramic and electric hobs. Non-stick surface ideal for cooking meat, cheese and vegetables. Dimensions: 410 x 240 mm.



### TPKPLATE
























Universal plate for induction, gas, ceramic and electric hobs. Non-stick surface ideal for cooking fish, eggs and vegetables. Dimensions: 410 X 240 mm.



### LGCN

Connecting Strip Built-in hobs, stainless steel, 475/495 mm

## Symbols glossary (TT)

 <p>Power booster: option allows the zone to work at full power when very intense cooking is necessary.</p>	 <p>Standard installation: Traditional installation in tabletop, suitable for any kitchen sets</p>
 <p>Heavy duty cast iron pan stands: for maximum stability and strength.</p>	 <p>Child lock: some models are fitted with a device to lock the programme/cycle so it cannot be accidentally changed.</p>
 <p>The slider control panel allows you to adjust the power simply by passing your finger across the touch device.</p>	 <p>Reinforced base: A reinforced base, developed exclusively by Smeg, consists of a steel layer fixed to the underside of the glass surface of all gas on glass hobs.</p>
 <p>This function allows you to keep cooked food warm without burner it</p>	 <p>Overheat protection: The safety system that automatically turns off the hob in case of overheating of the control unit.</p>
 <p>Multizone: allows several pans to be used at once, large or small, offering freedom of placement and greater flexibility</p>	 <p>Overfill protection: The special overfill protection shuts down the stove in the presence of overflow of liquids.</p>
 <p>All cooking zones can be reduced to the minimum power level, so the hob can be left unattended for a short period without food overcooking or burning. Then just press again this function, the previously set power levels can be reactivated.</p>	 <p>Quick selection, with one touch cooking begins at the highest level, then automatically reduces after time. Ideal for dishes that require quick boiling and then continued cooking without constant control (eg beef broth).</p>
 <p>Quick Start function: the chosen temperature is reached faster. The heating element works at maximum power until the right temperature is reached.</p>	 <p>Indication of residual heat: After the glass ceramic hob is switched off the residual heat indicator shows which of the heating zones still remains hot. When the temperature drops below 60 ° C, the indicator goes out.</p>
 <p>Time elapsed: shows how long the cooking zone has been in use.</p>	 <p>Timer: All ceramic hobs have a timer which automatically ends cooking after a preset time.</p>
 <p>TWIN_ZONE_72dpi</p>	 <p>Ultra rapid burners: Powerful ultra rapid burners offer up to 5kw of power.</p>
 <p>Permanent auto pot detection</p>	 <p>Grill function</p>
 <p>Possibility to set the maximum power absorption of the hob</p>	 <p>Darkness becomes light</p>
 <p>Knobs control</p>	