

# PM3953D



Product Family	Hob
Built-in type	Traditional
Dimensions	90 cm
Power supply	Mixed
Type	Mixed
EAN code	8017709290221



## Aesthetics



Aesthetic	Classica
Colour	Black
Finishing	Glass
Material	Glass
Glass type	ceramic Eclipse
Glass edge	Straight edge
Glass on Steel	Yes
Serie	New
Pan stands	Cast iron
Burners	Smeg Contemporary
Burners Material	Brass
Type of control setting	Control knobs
Slider	Yes
Control knob position	Front
No. of controls	1
Controls colour	Steel effect
Serigraphy colour	Grey

## Program / Functions



No. of gas cook zones	1
No. of induction cook zones	4
Time-setting options	Spegnimento automatico
No. of cooking zones with booster	4

No. of Flexible zones	2
Main on/off switch	Yes
Power levels	9
Total no. of cook zones	5

## Options



Multizone Option	Yes	Residual time indicator	Yes
Flexible Zone Type	MultiZone	Limited Power	Si Advance
Worktop Cut-Out	482-486x839-844 mm	Consumption Mode	
Keep warm automatic function	Yes	Limited Power	2400 a 7400 - step 100 W
Grill function	Yes	Consumption Mode in W	
End cooking timer	4	Showroom Demo Option	Yes
Pause option	Yes	Control Lock / Child Safety	Yes
Minute minder	1	Bridge option	Yes
End of cooking alarm	Yes	Quick start	Yes
		Rapid level selection	Yes

## Technical Features



Centre-left - Gas - UR - 6.00 kW  
 Rear-centre - Induction - Multizone - 2.10 kW - Booster 2.50 kW - Double booster 3.00 kW - 24.0x18.0 cm  
 Front-centre - Induction - Multizone - 2.10 kW - Booster 2.50 kW - Double booster 3.00 kW - 24.0x18.0 cm  
 Rear-right - Induction - Multizone - 2.10 kW - Booster 2.50 kW - Double booster 3.00 kW - 24.0x18.0 cm  
 Front-right - Induction - Multizone - 2.10 kW - Booster 2.50 kW - Double booster 3.00 kW - 24.0x18.0 cm  
 Multizone center - Booster 3.60 kW - 38.5x23.0 cm  
 Multizone right - Booster 3.60 kW - 38.5x23.0 cm

Automatic setting according to pan dimension	Yes	Automatic switch off when overheat	Yes
pan detection	Yes	Automatic switch off when overflow	Yes
Permanent Automatic Pot Detection with indication of the relative control	Yes	Residual heat indicator	Yes
Gas safety valves	Yes	Protection against accidental start up	Yes
Automatic Ignition	Yes		

## Accessories Included

Cast iron wok support 1

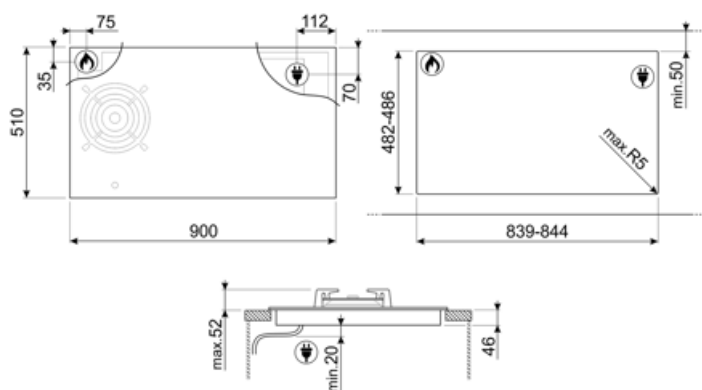
## Electrical Connection

Plug	Not present	Voltage 2 (V)	380-415 V
------	-------------	---------------	-----------

Electrical connection rating (W)	7400 W	Type of electric cable installed	Yes, Single and Double phase
Current	33 A	Frequency (Hz)	50/60 Hz
Voltage (V)	220-240 V	Power supply cable length	120 cm

## Gas Connection

Gas Type	G20 Natural gas	Other gas connections provided	Conical
Gas connection	Cilindrical	Gas connection rating (W)	5900 W
Other gas nozzles included	G30 GPL Liquid gas		



---

## Compatible Accessories

---

### 5MPV3MB



### LGCN



Connecting Strip Built-in hobs, stainless steel, 475/495 mm

### GRILLPLATE


























Universal griddle for induction, gas, ceramic and electric hobs. Non-stick surface ideal for cooking meat, cheese and vegetables. Dimensions: 410 x 240 mm.

### TPKPLATE



Universal plate for induction, gas, ceramic and electric hobs. Non-stick surface ideal for cooking fish, eggs and vegetables. Dimensions: 410 X 240 mm.

## Symbols glossary

	Permanent auto pot detection		Power booster: option allows the zone to work at full power when very intense cooking is necessary.
	Standard installation: Traditional installation in tabletop, suitable for any kitchen sets		Heavy duty cast iron pan stands: for maximum stability and strength.
	Child lock: some models are fitted with a device to lock the programme/cycle so it cannot be accidentally changed.		Knobs control
	The slider control panel allows you to adjust the power simply by passing your finger across the touch device.		Darkness becomes light
	Reinforced base: A reinforced base, developed exclusively by Smeg, consists of a steel layer fixed to the underside of the glass surface of all gas on glass hobs.		This function allows you to keep cooked food warm without burner it
	Overheat protection: The safety system that automatically turns off the hob in case of overheating of the control unit.		Multizone: allows several pans to be used at once, large or small, offering freedom of placement and greater flexibility
	Overfill protection: The special overfill protection shuts down the stove in the presence of overflow of liquids.		All cooking zones can be reduced to the minimum power level, so the hob can be left unattended for a short period without food overcooking or burning. Then just press again this function, the previously set power levels can be reactivated.
	Quick selection, with one touch cooking begins at the highest level, then automatically reduces after time. Ideal for dishes that require quick boiling and then continued cooking without constant control (eg beef broth).		Quick Start function: the chosen temperature is reached faster. The heating element works at maximum power until the right temperature is reached.
	Indication of residual heat: After the glass ceramic hob is switched off the residual heat indicator shows which of the heating zones still remains hot. When the temperature drops below 60 ° C, the indicator goes out.		Time elapsed: shows how long the cooking zone has been in use.
	Timer: All ceramic hobs have a timer which automatically ends cooking after a preset time.		TWIN_ZONE_72dpi
	Ultra rapid burners: Powerful ultra rapid burners offer up to 5kw of power.		Grill function
	Possibility to set the maximum power absorption of the hob		

---

## Benefit (TT)

---

### **Mixed type hob**

Maximum efficiency and precision in one system: induction for speed and savings, gas for flame control

### **Glass**

Brightness and elegance in the kitchen: the acid-etched glass gives the surface a refined, modern look that enhances the space.

### **Eclipse**

Minimal design and high performance meet in Eclipse black glass, with no visible screen printing

### **Cast iron**

Solid and sturdy, easy to clean and maintain every day, thanks to the cast-iron pan supports—an emblem of long-lasting efficiency and durability.

### **Smeg Contemporanea**

Optimal cooking with every dish: burners combine high performance, efficiency, and practicality, ensuring precise, even results even with intensive use.

Accurate power adjustment via knobs, for more precise cooking level control

### **Control knob position frontal**

Instant and intuitive control thanks to front controls, easily accessible for practical use.

Fits even the smallest spaces: Monozona modules let you customize the cooktop according to your needs, optimizing space in compact kitchens.

### **Keep Warm function**

Dishes always served at the right temperature, even after cooking, thanks to the Keep Warm function

Nine power levels and Boost function for optimal cooking performance

### **Gas safety valves**

Automatic protection against gas leaks: the thermocouple stops gas flow in the absence of flame, ensuring a safe environment even during unexpected shutdowns.

### **Glass on steel**

Safety even in case of breakage: a stainless steel sheet beneath the glass prevents fragmentation, allowing continued use until replacement.

---

## **MultiZone**

Large surface created by joining two contiguous zones, perfect for large dishes

In addition to their sleek aesthetics and contemporary design, Smeg induction hobs are equipped with innovative technologies. The Multizone function guarantees maximum flexibility in the use of the hob and endless cooking possibilities, expanding the cooking area to suit the shape and size of different pans

## **Grill function**

Even heat distribution with the grill function, requiring just two minutes of preheating for perfectly grilled dish

## **Permanent Automatic Pot Detection with indication of the relative control**

Automatic activation of the correct cooking zone with Autopot Detection, recognizing the pot without user intervention