

# PM6643R



Product Family	Hob
Built-in	Ultra-low profile
Dimensions	65 cm
Power supply	Mixed
Type	Mixed
EAN code	8017709313555



## Aesthetics



Aesthetics	Dolce Stil Novo
Colour	Black
Finishing	Glass
Material	Glass
Glass Type	Eclipse ceramic
Glass edge	Straight edge
Glass on Steel	Yes
Series	New
Pan stands	Cast iron
Burners	Smeg Contemporary
Burner Material	Brass
Type of control setting	Multi Slider
Slider	Yes
Control knobs position	Front
No. of controls	2
Controls colour	Black
Logo	Silk screen
Serigraphy colour	Grey

## Program / Functions























No. of gas cook zones	2
No. of induction cook zones	2







Time-setting options	Automatic switch-off
No. of cooking zones with booster	2
No. of Flexible zones	1
Main on/off switch	Yes
Power levels	9
Total no. of cook zones	4

## Options

																			
Multizone Option	Yes											End of cooking acoustic alarm	Yes						
Flexible Zone Type	MultiZone												Residual time indicator	Yes					
Standard cut out	482-486x555-560 mm												Limited Power Consumption Mode	Yes advance					
Auto Multizone	Yes												Limited Power Consumption Mode in W	2100 a 3700 - step 100 W					
Double Booster	Yes												Show Room Demo Option	Yes					
Keep warm automatic function	Yes												Control Lock / Child Safety	Yes					
Grill function	Yes												Bridge option	Yes					
End cooking timer	2												Quick start	Yes					
Pause option	Yes												Rapid level selection	Yes					
Minute minder	1																		

## Technical Features

Front left - Gas - AUX - 1.10 kW  
 Rear left - Gas - Rapid - 3.10 kW  
 Rear right - Induction - Multizone - 2.10 kW - Booster 3.60 kW - 18.0x23.0 cm  
 Front right - Induction - multizone - 2.10 kW - Booster 3.60 kW - 18.0x23.0 cm  
 38.5x23.0 cm

<b>Automatic setting according to pan dimension</b>	Yes	<b>Automatic switch off when overheat</b>	Yes
<b>Automatic pan detection</b>	Yes	<b>Automatic switch off when overflow</b>	Yes
<b>Permanent Automatic Pot Detection with indication of the relative control</b>	Yes	<b>Residual heat indicator</b>	Yes
<b>Gas safety valves</b>	Yes	<b>Protection against accidental start up</b>	Yes
<b>Automatic Ignition</b>	Yes		

## Electrical Connection

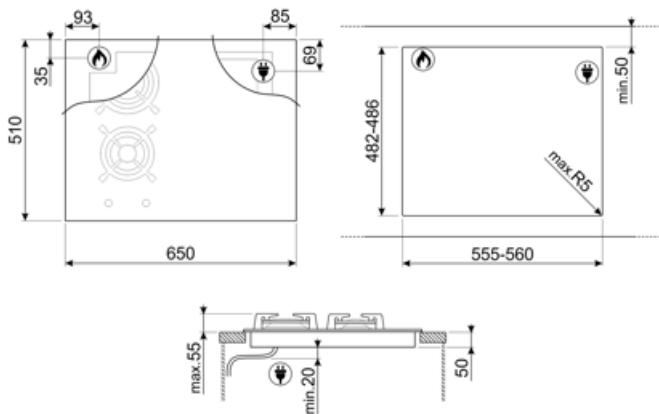
Nominal power (W)	3700 W	Type of electric cable	Single phase
Current	16 A	Frequency (Hz)	50/60 Hz



Voltage (V)	220-240 V	Power supply cable length	120 cm
-------------	-----------	---------------------------	--------

Gas Connection

Gas Type	G20/G25 natural gas	Other gas connections provided	Conical
Gas connection	Cilindrical	Gas connection rating (W)	4200 W
Other gas nozzles included	G30 GPL Liquid gas		





---

## Compatible Accessories

---

























LGCN

Connecting Strip Built-in hobs, stainless steel, 475/495 mm





## Symbols glossary

	Automatic merge of zones for a bigger area		Permanent auto pot detection
	Power booster: option allows the zone to work at full power when very intense cooking is necessary.		Ultra-low profile: Installation of product with flat edge - height of 1 mm.
	Heavy duty cast iron pan stands: for maximum stability and strength.		Child lock: some models are fitted with a device to lock the programme/cycle so it cannot be accidentally changed.
	The slider control panel allows you to adjust the power simply by passing your finger across the touch device.		Reinforced base: A reinforced base, developed exclusively by Smeg, consists of a steel layer fixed to the underside of the glass surface of all gas on glass hobs.
	Keep warm function: Keep warm function keeps the cooked food heated. In this mode the heating zone operates at a minimum capacity for 120 minutes and then turns off automatically.		Overheat protection: The safety system that automatically turns off the hob in case of overheating of the control unit.
	Multizone: allows several pans to be used at once, large or small, offering freedom of placement and greater flexibility		Overfill protection: The special overfill protection shuts down the stove in the presence of overflow of liquids.
	PAUSE_72dpi		Quick selection, with one touch cooking begins at the highest level, then automatically reduces after time. Ideal for dishes that require quick boiling and then continued cooking without constant control (eg beef broth).
	Quick Start function: the chosen temperature is reached faster. The heating element works at maximum power until the right temperature is reached.		Indication of residual heat: After the glass ceramic hob is switched off the residual heat indicator shows which of the heating zones still remains hot. When the temperature drops below 60 ° C, the indicator goes out.
	Time elapsed: shows how long the cooking zone has been in use.		Timer: All ceramic hobs have a timer which automatically ends cooking after a preset time.
	TWIN_ZONE_72dpi		Grill function
	Possibility to set the maximum power absorption of the hob		Additional maximum power level for a better energy consumption
	Darkness becomes light		Premium individual Slider control for each zone