

# PM6643R



Product Family	Hob
Built-in type	Ultra-low profile
Dimensions	65 cm
Power supply	Mixed
Type	Mixed
EAN code	8017709313555



## Aesthetics



Aesthetic	Dolce Stil Novo
Colour	Black
Finishing	Glass
Material	Glass
Glass type	ceramic Eclipse
Glass edge	Straight edge
Glass on Steel	Yes
Serie	New
Pan stands	Cast iron
Burners	Smeg Contemporary
Burners Material	Brass
Type of control setting	Multi Slider
Slider	Yes
Control knob position	Front
No. of controls	2
Controls colour	Black
Serigraphy colour	Grey

## Programme / Functions



Total no. of cook zones	4
No. of gas cook zones	2
No. of induction cook zones	2
Time-setting options	Spegnimento automatico

No. of cooking zones with booster	2
No. of Flexible zones	1
Main on/off switch	Yes
Power levels	9

## Options



Multizone Option	Yes	End of cooking alarm	Yes
Flexible Zone Type	MultiZone	Residual time indicator	Yes
Worktop Cut-Out	482-486x555-560 mm	Limited Power	Si Advance
Auto Multizone	Yes	Consumption Mode	
Double Booster	Yes	Limited Power	2100 a 3700 - step 100 W
Keep warm automatic function	Yes	Consumption Mode in W	
Grill function	Yes	Showroom Demo Option	Yes
End cooking timer	2	Control Lock / Child Safety	Yes
Pause option	Yes	Bridge option	Yes
Minute minder	1	Quick start	Yes
		Rapid level selection	Yes

## Technical Features



Front-left - Gas - AUX - 1.10 kW  
 Rear-left - Gas - Rapid - 3.10 kW  
 Rear-right - Induction - Multizone - 2.10 kW - Booster 3.60 kW - 18.0x23.0 cm  
 Front-right - Induction - Multizone - 2.10 kW - Booster 3.60 kW - 18.0x23.0 cm  
 38.5x23.0 cm

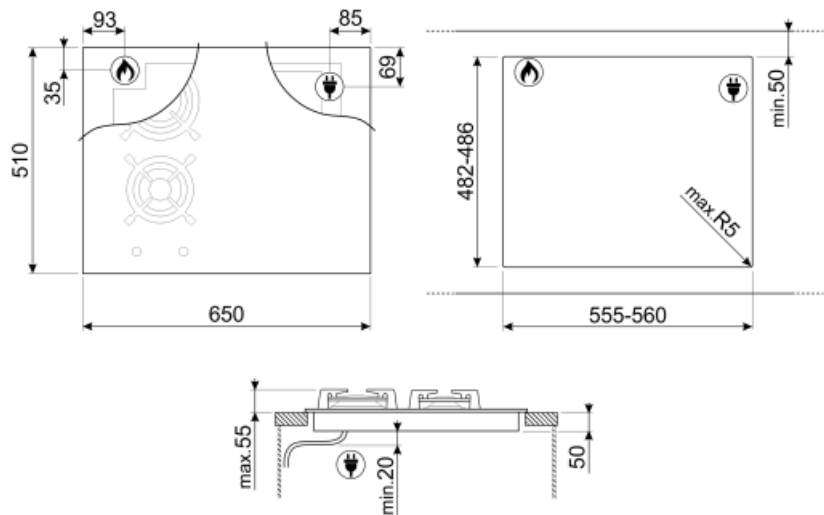
Automatic setting according to pan dimension	Yes	Automatic switch off when overheat	Yes
pan detection	Yes	Automatic switch off when overflow	Yes
Permanent Automatic Pot Detection with indication of the relative control	Yes	Residual heat indicator	Yes
Gas safety valves	Yes	Protection against accidental start up	Yes
Automatic Ignition	Yes		

## Electrical Connection

Electrical connection rating (W)	3700 W	Type of electric cable installed	Yes, Single phase
Current	16 A	Frequency (Hz)	50/60 Hz
Voltage (V)	220-240 V	Power supply cable length	120 cm

## Gas Connection

Gas Type	G20/G25 natural gas	Other gas connections provided	Conical
Gas connection	Cilindrical	Gas connection rating (W)	4200 W
Other gas nozzles included	G30 GPL Liquid gas		



---

## Not included accessories

























---

LGCN

Connecting Strip Built-in hobs, stainless steel, 475/495 mm



## Symbols glossary (TT)

	Power booster: option allows the zone to work at full power when very intense cooking is necessary.		Ultra-low profile: Installation of product with flat edge - height of 1 mm.
	Heavy duty cast iron pan stands: for maximum stability and strength.		Child lock: some models are fitted with a device to lock the programme/cycle so it cannot be accidentally changed.
	The slider control panel allows you to adjust the power simply by passing your finger across the touch device.		Reinforced base: A reinforced base, developed exclusively by Smeg, consists of a steel layer fixed to the underside of the glass surface of all gas on glass hobs.
	This function allows you to keep cooked food warm without burner it		Overheat protection: The safety system that automatically turns off the hob in case of overheating of the control unit.
	Multizone: allows several pans to be used at once, large or small, offering freedom of placement and greater flexibility		Overfill protection: The special overfill protection shuts down the stove in the presence of overflow of liquids.
	All cooking zones can be reduced to the minimum power level, so the hob can be left unattended for a short period without food overcooking or burning. Then just press again this function, the previously set power levels can be reactivated.		Quick selection, with one touch cooking begins at the highest level, then automatically reduces after time. Ideal for dishes that require quick boiling and then continued cooking without constant control (eg beef broth).
	Quick Start function: the chosen temperature is reached faster. The heating element works at maximum power until the right temperature is reached.		Indication of residual heat: After the glass ceramic hob is switched off the residual heat indicator shows which of the heating zones still remains hot. When the temperature drops below 60 ° C, the indicator goes out.
	Time elapsed: shows how long the cooking zone has been in use.		Timer: All ceramic hobs have a timer which automatically ends cooking after a preset time.
	TWIN_ZONE_72dpi		Permanent auto pot detection
	Grill function		Possibility to set the maximum power absorbion of the hob
	Additional maximum power level for a better energy consumption		Darkness becomes light
	Premium individual Slider control for each zone		Automatic merge of zones for a bigger area