

# PM6743R



|                |                   |
|----------------|-------------------|
| Product Family | Hob               |
| Built-in type  | Ultra-low profile |
| Dimensions     | 70/75 cm          |
| Power supply   | Mixed             |
| Type           | Mixed             |
| EAN code       | 8017709313562     |



## Aesthetics



|                         |                        |
|-------------------------|------------------------|
| Aesthetic               | Dolce Stil Novo        |
| Colour                  | Black                  |
| Finishing               | Copper                 |
| Material                | Glass                  |
| Glass type              | ceramic Eclipse        |
| Glass edge              | Straight edge          |
| Glass on Steel          | Yes                    |
| Serie                   | New                    |
| Pan stands              | Cast iron              |
| Burners                 | Smeg Contemporary      |
| Burners Material        | Brass                  |
| Type of control setting | Multi Slider and Knobs |
| Slider                  | Yes                    |
| Control knob position   | Front                  |
| No. of controls         | 2                      |
| Controls colour         | Black                  |
| Serigraphy colour       | Grey                   |

## Program / Functions



|                                   |                        |
|-----------------------------------|------------------------|
| No. of gas cook zones             | 2                      |
| No. of induction cook zones       | 2                      |
| Time-setting options              | Spegnimento automatico |
| No. of cooking zones with booster | 2                      |

|                         |     |
|-------------------------|-----|
| No. of Flexible zones   | 1   |
| Main on/off switch      | Yes |
| Power levels            | 9   |
| Total no. of cook zones | 4   |

## Options



|                              |                    |                             |                          |
|------------------------------|--------------------|-----------------------------|--------------------------|
| Multizone Option             | Yes                | End of cooking alarm        | Yes                      |
| Flexible Zone Type           | MultiZone          | Residual time indicator     | Yes                      |
| Worktop Cut-Out              | 482-486x719-724 mm | Limited Power               | Si Advance               |
| Auto Multizone               | Yes                | Consumption Mode            |                          |
| Double Booster               | Yes                | Limited Power               | 2100 a 3700 - step 100 W |
| Keep warm automatic function | Yes                | Consumption Mode in W       |                          |
| Grill function               | Yes                | Showroom Demo Option        | Yes                      |
| End cooking timer            | 2                  | Control Lock / Child Safety | Yes                      |
| Pause option                 | Yes                | Bridge option               | Yes                      |
| Minute minder                | 1                  | Quick start                 | Yes                      |
|                              |                    | Rapid level selection       | Yes                      |

## Technical Features



|  |  |   |     |  |     |
|--|--|---|-----|--|-----|
| Front-left - Gas - AUX - 1.10 kW   |  | Automatic setting according to pan dimension                              | Yes | Automatic switch off when overheat     | Yes |
| Rear-left - Gas - UR - 3.30 kW   |  | pan detection   | Yes | Automatic switch off when overflow     | Yes |
| Rear-right - Induction - Multizone - 2.10 kW - Booster 3.60 kW - 18.0x23.0 cm  |  | Permanent Automatic Pot Detection with indication of the relative control | Yes | Residual heat indicator                | Yes |
| Front-right - Induction - Multizone - 2.10 kW - Booster 3.60 kW - 18.0x23.0 cm |  | Gas safety valves   | Yes | Protection against accidental start up | Yes |
| 38.5x23.0 cm   |  | Automatic Ignition  | Yes |  |     |

## Accessories included

|                       |   |
|-----------------------|---|
| Cast iron wok support | 1 |
|-----------------------|---|

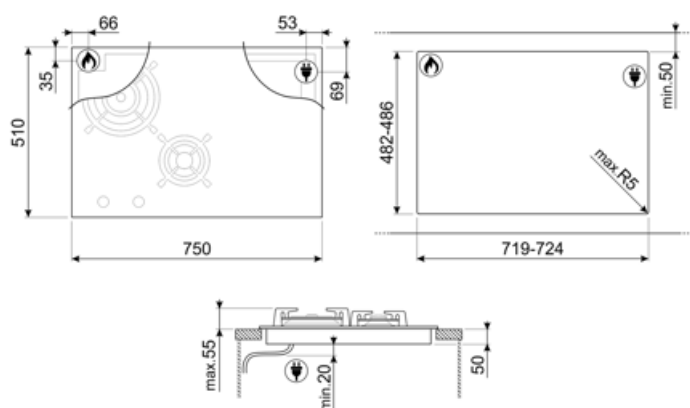
## Electrical Connection

|      |             |                                  |                   |
|------|-------------|----------------------------------|-------------------|
| Plug | Not present | Type of electric cable installed | Yes, Single phase |
|------|-------------|----------------------------------|-------------------|

|                                  |           |                           |          |
|----------------------------------|-----------|---------------------------|----------|
| Electrical connection rating (W) | 3700 W    | Frequency (Hz)            | 50/60 Hz |
| Current                          | 16 A      | Power supply cable length | 120 cm   |
| Voltage (V)                      | 220-240 V |                           |          |

## Gas Connection

|                            |                     |                                |         |
|----------------------------|---------------------|--------------------------------|---------|
| Gas Type                   | G20/G25 natural gas | Other gas connections provided | Conical |
| Gas connection             | Cilindrical         | Gas connection rating (W)      | 4400 W  |
| Other gas nozzles included | G30 GPL Liquid gas  |                                |         |



---

## Compatible Accessories

























---

LGCN

Connecting Strip Built-in hobs, stainless steel, 475/495 mm



## Symbols glossary

|  |   |   |  |
|--|---|---|--|
|    | Automatic merge of zones for a bigger area  |    | Permanent auto pot detection   |
|    | Power booster: option allows the zone to work at full power when very intense cooking is necessary.   |    | Ultra-low profile: Installation of product with flat edge - height of 1 mm.  |
|    | Heavy duty cast iron pan stands: for maximum stability and strength.  |    | Child lock: some models are fitted with a device to lock the programme/cycle so it cannot be accidentally changed.   |
|    | The slider control panel allows you to adjust the power simply by passing your finger across the touch device.  |    | Reinforced base: A reinforced base, developed exclusively by Smeg, consists of a steel layer fixed to the underside of the glass surface of all gas on glass hobs.   |
|    | This function allows you to keep cooked food warm without burner it   |    | Overheat protection: The safety system that automatically turns off the hob in case of overheating of the control unit.  |
|   | Multizone: allows several pans to be used at once, large or small, offering freedom of placement and greater flexibility  |   | Overfill protection: The special overfill protection shuts down the stove in the presence of overflow of liquids.  |
|  | All cooking zones can be reduced to the minimum power level, so the hob can be left unattended for a short period without food overcooking or burning. Then just press again this function, the previously set power levels can be reactivated. |  | Quick selection, with one touch cooking begins at the highest level, then automatically reduces after time. Ideal for dishes that require quick boiling and then continued cooking without constant control (eg beef broth). |
|  | Quick Start function: the chosen temperature is reached faster. The heating element works at maximum power until the right temperature is reached.  |  | Indication of residual heat: After the glass ceramic hob is switched off the residual heat indicator shows which of the heating zones still remains hot. When the temperature drops below 60 ° C, the indicator goes out.    |
|  | Time elapsed: shows how long the cooking zone has been in use.  |  | Timer: All ceramic hobs have a timer which automatically ends cooking after a preset time.   |
|  | TWIN_ZONE_72dpi   |  | Ultra rapid burners: Powerful ultra rapid burners offer up to 5kw of power.  |
|  | Grill function  |  | Possibility to set the maximum power absorption of the hob   |
|  | Additional maximum power level for a better energy consumption  |  | Darkness becomes light   |

---

## Benefit (TT)

---

### **Mixed type hob**

Maximum efficiency and precision in one system: induction for speed and savings, gas for flame control

### **Glass**

Brightness and elegance in the kitchen: the acid-etched glass gives the surface a refined, modern look that enhances the space.

### **Eclipse**

Minimal design and high performance meet in Eclipse black glass, with no visible screen printing

### **Cast iron**

Solid and sturdy, easy to clean and maintain every day, thanks to the cast-iron pan supports—an emblem of long-lasting efficiency and durability.

### **Smeg Contemporanea**

Optimal cooking with every dish: burners combine high performance, efficiency, and practicality, ensuring precise, even results even with intensive use.

### **Control knob position frontal**

Instant and intuitive control thanks to front controls, easily accessible for practical use.

Fits even the smallest spaces: Domino modules let you customize the cooktop according to your needs, optimizing space in compact kitchens.

### **Keep Warm function**

Dishes always served at the right temperature, even after cooking, thanks to the Keep Warm function

Nine power levels and Boost function for optimal cooking performance

### **Gas safety valves**

Automatic protection against gas leaks: the thermocouple stops gas flow in the absence of flame, ensuring a safe environment even during unexpected shutdowns.

### **Glass on steel**

Safety even in case of breakage: a stainless steel sheet beneath the glass prevents fragmentation, allowing continued use until replacement.

---

## **MultiZone**

Large surface created by joining two contiguous zones, perfect for large dishes

In addition to their sleek aesthetics and contemporary design, Smeg induction hobs are equipped with innovative technologies. The Multizone function guarantees maximum flexibility in the use of the hob and endless cooking possibilities, expanding the cooking area to suit the shape and size of different pans

## **Grill function**

Even heat distribution with the grill function, requiring just two minutes of preheating for perfectly grilled dish

## **Permanent Automatic Pot Detection with indication of the relative control**

Automatic activation of the correct cooking zone with Autopot Detection, recognizing the pot without user intervention