

# PM6954R



Product Family	Hob
Built-in	Traditional
Dimensions	90 cm
Power supply	Mixed
Type	Mixed
EAN code	8017709313579



## Aesthetics



Aesthetics	Dolce Stil Novo
Colour	Black
Finishing	Glass
Material	Glass
Glass Type	Eclipse ceramic
Glass edge	Straight edge
Glass on Steel	Yes
Series	New
Pan stands	Cast iron
Burners	Smeg Contemporary
Burner Material	Brass
Type of control setting	Multi Slider
Slider	Yes
Control knobs position	Front
No. of controls	1
Controls colour	Black
Serigraphy colour	Grey

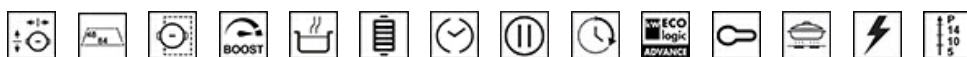
## Programs / Functions



Total no. of cook zones	5
No. of gas cook zones	1
No. of induction cook zones	4
Time-setting options	Automatic switch-off

No. of cooking zones with booster	4
No. of Flexible zones	2
Main on/off switch	Yes
Power levels	9
Auto-Vent 2.0	Yes

## Options



Multizone Option	Yes	End of cooking acoustic alarm	Yes
Flexible Zone Type	MultiZone	Residual time indicator	Yes
Standard cut out	482-486x844-848 mm	Limited Power Consumption Mode	Yes advance
Auto Multizone	Yes	Limited Power Consumption Mode in W	2400 a 7400 - step 100 W
Double Booster	Yes	Show Room Demo Option	Yes
Keep warm automatic function	Yes	Control Lock / Child Safety	Yes
Grill function	Yes	Bridge option	Yes
End cooking timer	4	Quick start	Yes
Pause option	Yes	Rapid level selection	Yes
Minute minder	1		

## Technical Features



Centre left - Gas - UR - 6.00 kW - Booster 2.5 kW - Double booster 3 kW  
 Rear centre - Induction - multizone - 2.10 kW - Booster 2.50 kW - Double booster 3 kW - 24.0x18.0 cm  
 Front centre - Induction - Multizone - 2.10 kW - Booster 2.50 kW - Double booster 3 kW - 24.0x18.0 cm  
 Rear right - Induction - multizone - 2.10 kW - Booster 2.50 kW - Double booster 3 kW - 24.0x18.0 cm  
 Front right - Induction - Multizone - 2.10 kW - Booster 2.50 kW - Double booster 3 kW - 24.0x18.0 cm

Multizone left - Booster 3.7 kW

Multizone center - Booster 3.7 kW - 38.5x23.0 cm

Multizone right - Booster 3.7 kW - 38.5x23.0 cm

Automatic setting according to pan dimension	Yes	Automatic switch off when overheat	Yes
Automatic pan detection	Yes	Automatic switch off when overflow	Yes
Permanent Automatic Pot Detection with indication of the relative control	Yes	Residual heat indicator	Yes
Gas safety valves	Yes	Protection against accidental start up	Yes
Automatic Ignition	Yes		

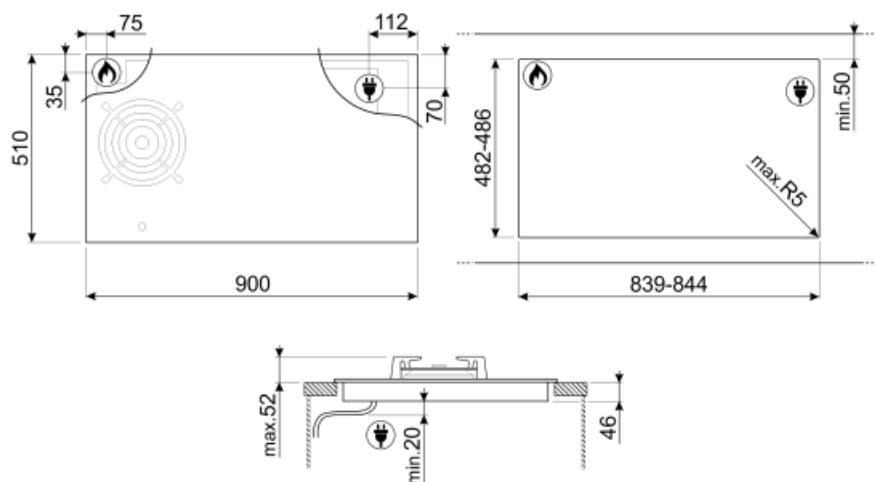
## Accessories Included

## Electrical Connection

Nominal power (W)	7400 W	Type of electric cable	Single and Double phase
Current	33 A	Frequency (Hz)	50/60 Hz
Voltage (V)	220-240 V	Power supply cable length	120 cm
Voltage 2 (V)	380-415 V		

## Gas Connection

Gas Type	G20 Natural gas	Other gas connections provided	Conical
Gas connection	Cilindrical		
Other gas nozzles included	G30 GPL Liquid gas	Gas connection rating (W)	6000 W



---

## Not included accessories

---



### GRILLPLATE

Universal griddle for induction, gas, ceramic and electric hobs. Non-stick surface ideal for cooking meat, cheese and vegetables. Dimensions: 410 x 240 mm.



### TPKPLATE




























Universal plate for induction, gas, ceramic and electric hobs. Non-stick surface ideal for cooking fish, eggs and vegetables. Dimensions: 410 X 240 mm.



### LGCN

Connecting Strip Built-in hobs, stainless steel, 475/495 mm

## Symbols glossary

	Automatic merge of zones for a bigger area		...
	Power booster: option allows the zone to work at full power when very intense cooking is necessary.		Standard installation: Traditional installation in tabletop, suitable for any kitchen sets
	Heavy duty cast iron pan stands: for maximum stability and strength.		Child lock: some models are fitted with a device to lock the programme/cycle so it cannot be accidentally changed.
	The slider control panel allows you to adjust the power simply by passing your finger across the touch device.		Reinforced base: A reinforced base, developed exclusively by Smeg, consists of a steel layer fixed to the underside of the glass surface of all gas on glass hobs.
	...		...
	Small cut-out for easy installation		Additional maximum power level for a better energy consumption
	Keep warm function: Keep warm function keeps the cooked food heated. In this mode the heating zone operates at a minimum capacity for 120 minutes and then turns off automatically.		Overheat protection: The safety system that automatically turns off the hob in case of overheating of the control unit.
	Multizone: allows several pans to be used at once, large or small, offering freedom of placement and greater flexibility		Overfill protection: The special overfill protection shuts down the stove in the presence of overflow of liquids.
	PAUSE_72dpi		Quick selection, with one touch cooking begins at the highest level, then automatically reduces after time. Ideal for dishes that require quick boiling and then continued cooking without constant control (eg beef broth).
	Quick Start function: the chosen temperature is reached faster. The heating element works at maximum power until the right temperature is reached.		Indication of residual heat: After the glass ceramic hob is switched off the residual heat indicator shows which of the heating zones still remains hot. When the temperature drops below 60 ° C, the indicator goes out.
	Time elapsed: shows how long the cooking zone has been in use.		Timer: All ceramic hobs have a timer which automatically ends cooking after a preset time.
	TWIN_ZONE_72dpi		Ultra rapid burners: Powerful ultra rapid burners offer up to 5kw of power.
	...		Darkness becomes light
	Premium individual Slider control for each zone		