

PS906-5



Product Family	Hob
Built-in	Ultra-low profile
Dimensions	90 cm
Power supply	Gas
Type	Gas
EAN code	8017709247898



Aesthetics



Aesthetics	Classic
Colour	Stainless steel
Finishing	Brushed
Material	Stainless Steel
Type of steel	Brushed
Pan stands	Cast iron
Burners	Standard
Burner Material	Aluminium
Type of control setting	Control knobs
Control knobs position	Front
No. of controls	6
Controls colour	Steel effect
Serigraphy colour	Black

Program / Functions

No. of gas cook zones	5
Total no. of cook zones	5

Options

Standard cut out	490x878 mm
-------------------------	------------

Technical Features

UR

Left - Gas - 2UR (dual) - 5.00 kW
 Rear centre - Gas - Rapid - 2.50 kW
 Front centre - Gas - AUX - 1.05 kW
 Rear right - Gas - Rapid - 2.50 kW
 Front right - Gas - AUX - 1.05 kW
 Gas safety valves Yes

Automatic Ignition Yes

Accessories Included

Cast iron wok support 1

Electrical Connection

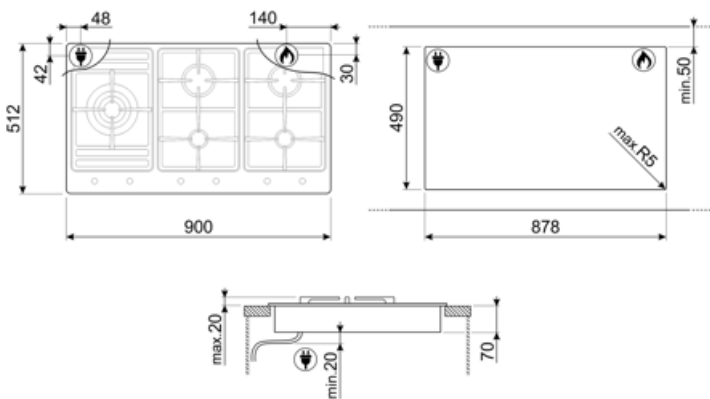
Nominal power (W) 1 W
 Voltage (V) 220-240 V
 Type of electric cable Single phase

Frequency (Hz) 50/60 Hz
 Power supply cable length 120 cm

Gas Connection

Gas Type G20 Natural gas
 Gas connection Cilindrical
 Other gas nozzles included G30 GPL Liquid gas

Other gas connections provided Conical
 Gas connection rating (W) 12000 W



Compatible Accessories

6MP1PGF

6 Linea knobs for PGF hobs



GRW

Wok support



GRM

Gas hobs moka support







WOKGHU

Cast-Iron WOK Support



Symbols glossary

- | | | | |
|--|---|---|--|
|  | Ultra-low profile: Installation of product with flat edge - height of 1 mm. |  | Heavy duty cast iron pan stands: for maximum stability and strength. |
|  | Ultra rapid burners: Powerful ultra rapid burners offer up to 5kw of power. |  | Knobs control |