

PS906-5



Product Family	Hob
Built-in type	Ultra-low profile
Dimensions	90 cm
Power supply	Gas
Type	Gas
EAN code	8017709247898



Aesthetics



Aesthetic	Classica
Colour	Stainless steel
Finishing	Satin
Material	Stainless Steel
Type of steel	Brushed
Pan stands	Cast iron
Burners	Standard
Burners Material	Alluminium
Type of control setting	Control knobs
Control knob position	Front
No. of controls	6
Controls colour	Steel effect
Serigraphy colour	Black

Programs / Functions

Total no. of cook zones	5
No. of gas cook zones	5

Options

Worktop Cut-Out	490x878 mm
-----------------	------------

Technical Features

UR

Left - Gas - 2UR (dual) - 5.00 kW
 Rear-centre - Gas - Rapid - 2.50 kW
 Front-centre - Gas - AUX - 1.05 kW
 Rear-right - Gas - Rapid - 2.50 kW
 Front-right - Gas - AUX - 1.05 kW
 Gas safety valves Yes

Automatic Ignition Yes

Accessories Included

Cast iron wok support 1

Electrical Connection

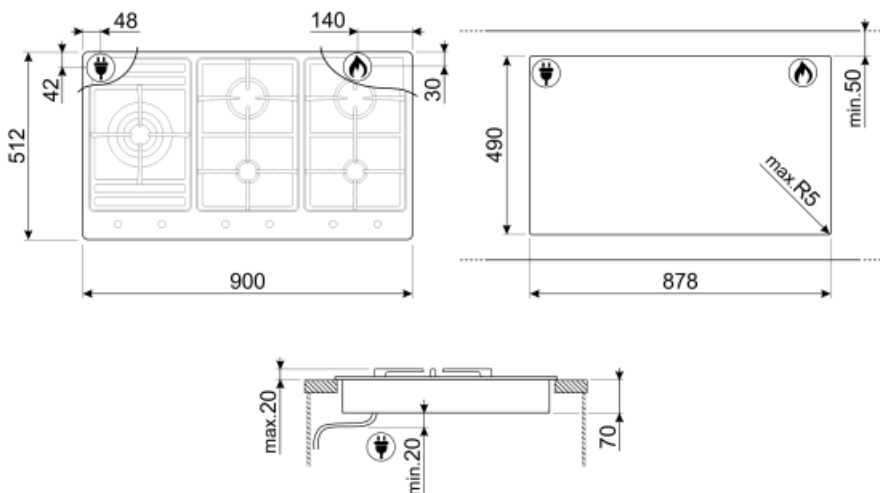
Electrical connection rating (W) 1 W
 Voltage (V) 220-240 V
 Type of electric cable supplied Yes, Single phase

Frequency (Hz) 50/60 Hz
 Power supply cable length 120 cm

Gas Connection

Gas Type G20 Natural gas
 Gas connection Cylindrical
 Other gas nozzles included G30 GPL Liquid gas

Other gas connections provided Conical
 Gas connection rating (W) 12000 W



Not included accessories



GRW
Wok support



GRM
Coffee machine support







WOKGHU
Cast iron WOK Support

6MP1PGF
6 Linea knobs for PGF hobs



Symbols glossary (TT)

- | | | | |
|--|---|---|--|
|  | Ultra-low profile: Installation of product with flat edge - height of 1 mm. |  | Heavy duty cast iron pan stands: for maximum stability and strength. |
|  | Ultra rapid burners: Powerful ultra rapid burners offer up to 5kw of power. |  | Knobs control |