

PS9062



Product Family	Hob
Built-in type	Ultra-low profile
Dimensions	90 cm
Power supply	Gas
Type	Gas
EAN code	8017709327200



Aesthetics



Aesthetic	Classica
Colour	Stainless steel
Finishing	Satin
Material	Stainless Steel
Type of steel	Brushed
Pan stands	Cast iron
Burners	Standard
Burners Material	Alluminium
Type of control setting	Control knobs
Control knob position	Front
No. of controls	6
Controls colour	Steel effect
Logo	Silk screen
Serigraphy colour	Black

Program / Functions

No. of gas cook zones	5
Total no. of cook zones	5

Options

Worktop Cut-Out	490x878 mm
-----------------	------------

Technical Features

UR

Left - Gas - 2UR (dual) - 5.00 kW

Rear-centre - Gas - Rapid - 2.50 kW

Front-centre - Gas - AUX - 1.05 kW

Rear-right - Gas - Rapid - 2.50 kW

Front-right - Gas - AUX - 1.05 kW

Gas safety valves	Yes	Automatic Ignition	Yes
-------------------	-----	--------------------	-----

Accessories included

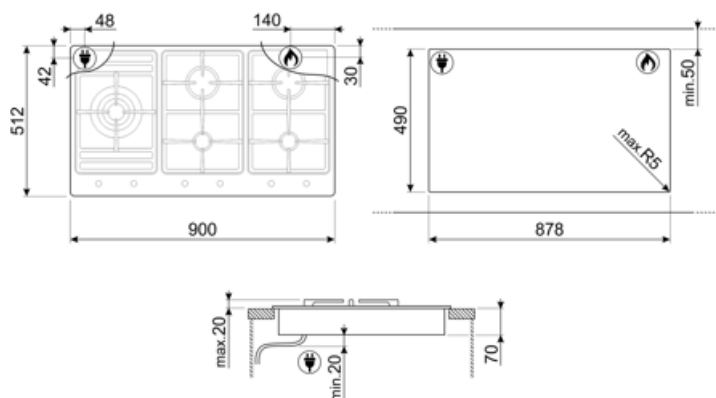
Cast iron wok support 1

Electrical Connection

Electrical connection rating (W)	1 W	Frequency (Hz)	50/60 Hz
Voltage (V)	220-240 V	Power supply cable length	120 cm
Type of electric cable installed	Yes, Single phase	Plug	Not present

Gas Connection

Gas Type	G20 Natural gas	Other gas connections provided	Conical
Gas connection	Cilindrical	Gas connection rating (W)	12100 W
Other gas nozzles included	G30 GPL Liquid gas		



Compatible Accessories

6MP1PGF

6 Linea knobs for PGF hobs



GRW

Wok support



GRM

Coffee machine support







WOKGHU

Cast iron WOK Support



Symbols glossary

	Ultra-low profile: Installation of product with flat edge - height of 1 mm.		Heavy duty cast iron pan stands: for maximum stability and strength.
	Ultra rapid burners: Powerful ultra rapid burners offer up to 5kw of power.		Knobs control