

PU75ES



Product Family	Hob
Built-in type	Traditional
Dimensions	30"
Power supply	Gas
Type	Gas
EAN code	8017709184483



Aesthetics



Aesthetic	Piano Design
Colour	Stainless steel
Finishing	Satin
Material	Stainless Steel
Type of steel	Brushed
Pan stands	Stainless steel
Pan Stand Coating	EverShine
Burners	Piano Design
Burners Material	Stainless steel
Burner Coating	EverShine
Type of control setting	Control knobs
Control knob position	Front
No. of controls	5
Controls colour	Steel effect

Programs / Functions

Total no. of cook zones	5
No. of gas cook zones	5

Options



Worktop Cut-Out	478-482x555-560 mm
-----------------	--------------------

Technical Features

UR

Front-right - Gas - AUX - 1.05 kW - 3500 BTU
Rear-right - Gas - Semi Rapid - 1.65 kW - 5500 BTU
Central - Gas - UR - 3.60 kW - 12500 BTU
Rear-left - Gas - Rapid - 2.30 kW - 8000 BTU
Front-left - Gas - AUX - 1.05 kW - 3500 BTU

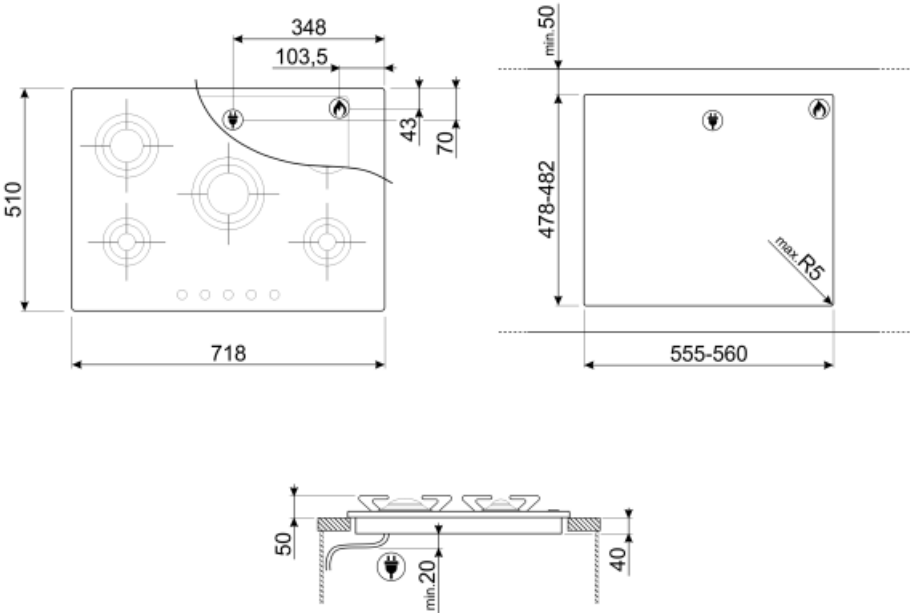
Gas safety valves	Yes	Automatic Ignition	Yes
-------------------	-----	--------------------	-----

Electrical Connection






Electrical connection rating (W)	1 W	Power supply cable length	47 1/4 "
Voltage (V)	120 V	Terminal box	3 poles
Type of electric cable	Single phase	Plug	B
Frequency (Hz)	60 Hz		

Gas Connection

Gas Type	G20 Natural gas	Other gas nozzles included	G30 GPL Liquid gas
Gas connection	Cilindrical		



Symbols glossary (TT)

	Standard installation: Traditional installation in tabletop, suitable for any kitchen sets		Knobs control
	CUT_OUT_STANDARD_72dpi		Ever Shine: is an invisible coating that makes the effected area highly resistant to heat.
	Ultra rapid burners: Powerful ultra rapid burners offer up to 5kw of power.		