


PV164B3



Product Family	Hob
Built-in type	Traditional
Dimensions	60 cm
Power supply	Gas
Type	Gas
EAN code	8017709329754



Aesthetics



Aesthetic	Linea
Serie	New
Colour	Black
Finishing	Glass
Material	Glass
Glass type	Standard (clear)
Glass edge	Angled edge
Glass on Steel	Yes
Pan stands	Cast iron
Burners	Vertical flame, flat design
Burners Material	Alluminium
Type of control setting	Control knobs
Control knob position	Front
No. of controls	4
Controls colour	Black
Logo	Silk screen
Serigraphy colour	Grey

Program / Functions

No. of gas cook zones	4
Total no. of cook zones	4

Options

Worktop Cut-Out

482-486x560-564 mm

Technical Features

Front-left - Gas - Semi Rapid - 1.70 kW

Rear-left - Gas - Semi Rapid - 1.70 kW

Rear-right - Gas - Rapid - 3.00 kW

Front-right - Gas - AUX - 1.10 kW

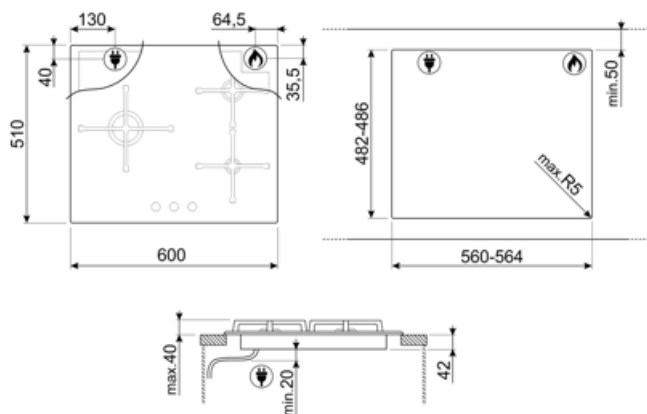
Gas safety valves	Yes	Automatic Ignition	Yes
-------------------	-----	--------------------	-----

Electrical Connection

Electrical connection rating (W)	1 W	Frequency (Hz)	50/60 Hz
Voltage (V)	220-240 V	Power supply cable length	120 cm
Type of electric cable installed	Yes, Single phase	Plug	Not present

Gas Connection

Gas Type	G20/G25 natural gas	Other gas connections provided	Conical
Gas connection	Cilindrical	Gas connection rating (W)	7500 W
Other gas nozzles included	G30 GPL Liquid gas, G110 City gas		








Compatible Accessories

5MP1G0GB3



Symbols glossary

- | | | | |
|--|--|---|---|
|  | Standard installation: Traditional installation in tabletop, suitable for any kitchen sets. |  | Heavy duty cast iron pan stands: for maximum stability and strength. |
|  | Reinforced base: A reinforced base, developed exclusively by Smeg, consists of a steel layer fixed to the underside of the glass surface of all gas on glass hobs. |  | Directional burners: have an almost vertical flame which transfers real power to the pot. |
|  | Knobs control | | |