

PV164N2



Product Family	Hob
Built-in type	Traditional
Dimensions	60 cm
Power supply	Gas
Type	Gas
EAN code	8017709254742



Aesthetics



Aesthetic	Linea
Colour	Black
Finishing	Glass
Material	Glass
Glass type	Standard (clear)
Glass edge	Angled edge
Glass on Steel	Yes
Serie	New
Pan stands	Cast iron
Burners	Vertical flame, flat design
Burners Material	Aluminium
Type of control setting	Control knobs
Control knob position	Front
No. of controls	4
Controls colour	Steel effect
Serigraphy colour	White
Alternative colours available	White, Silver Glass

Program / Functions

No. of gas cook zones	4
Total no. of cook zones	4

Options

Worktop Cut-Out 482-486x560-564 mm

Technical Features

Front-left - Gas - Semi Rapid - 1.70 kW

Rear-left - Gas - Semi Rapid - 1.70 kW

Rear-right - Gas - Rapid - 3.00 kW

Front-right - Gas - AUX - 1.10 kW

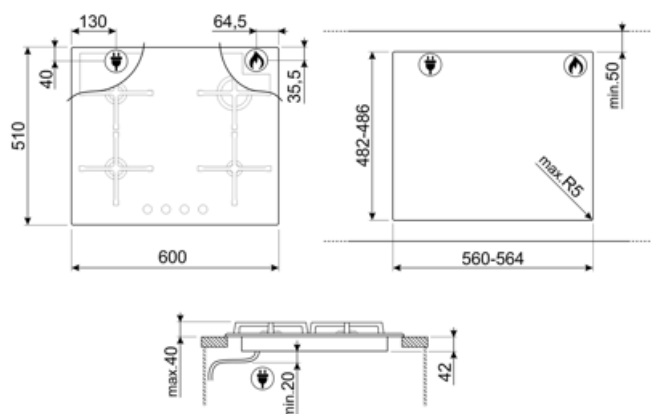
Gas safety valves	Yes	Automatic Ignition	Yes
-------------------	-----	--------------------	-----

Electrical Connection

Plug	Not present	Type of electric cable installed	Yes, Single phase
Electrical connection rating (W)	1 W	Frequency (Hz)	50/60 Hz
Voltage (V)	220-240 V	Power supply cable length	120 cm

Gas Connection

Gas Type	G20/G25 natural gas	Other gas connections provided	Conical
Gas connection	Cilindrical	Gas connection rating (W)	7500 W
Other gas nozzles included	G30 GPL Liquid gas, G110 City gas		








Compatible Accessories

5MP1GOG

Hob knobs set Linea knobs for Gas on Glass hobs (5 knobs)



Symbols glossary

	Standard installation: Traditional installation in tabletop, suitable for any kitchen sets		Heavy duty cast iron pan stands: for maximum stability and strength.
	Reinforced base: A reinforced base, developed exclusively by Smeg, consists of a steel layer fixed to the underside of the glass surface of all gas on glass hobs.		Directional burners: have an almost vertical flame which transfers real power to the pot.
	Knobs control		

Benefit (TT)

Gas hobs

Consistent heat source control and easy, immediate temperature adjustment

Equipped with a thermocouple, the gas supply is cut off if the flame is extinguished for greater safety.

Glass

Brightness and elegance in the kitchen: the acid-etched glass gives the surface a refined, modern look that enhances the space

Cast iron

Solid and sturdy, easy to clean and maintain every day, thanks to the cast-iron pan supports—an emblem of long-lasting efficiency and durability

Accurate power adjustment via knobs, for more precise cooking level control

Control knob position frontal

Instant and intuitive control thanks to front controls, easily accessible for practical use

4 burners for every need: cook with precision and versatility thanks to different power levels, ideal for any pot and for managing multiple dishes simultaneously

Gas safety valves

Automatic protection against gas leaks: the thermocouple stops gas flow in the absence of flame, ensuring a safe environment even during unexpected shutdowns

Glass on steel

Safety even in case of breakage: a stainless steel sheet beneath the glass prevents fragmentation, allowing continued use until replacement