

PV164SSA

Product Family	Hob
Built-in type	Ultra-low profile or Fully Flushed
Dimensions	60 cm
Power supply	Gas
Type	Gas
EAN code	8017709295233



Aesthetics



Aesthetic	Linea
Colour	Black
Finishing	Glass
Material	Glass
Glass type	Standard (clear)
Glass edge	Straight edge
Glass on Steel	Yes
Pan stands	Cast iron
Burners	Standard
Burners Material	Aluminium
Type of control setting	Control knobs
Control knob position	Front
No. of controls	4
Controls colour	Steel effect
Serigraphy colour	White

Programs / Functions

Total no. of cook zones	4
No. of gas cook zones	4

Options

Worktop Cut-Out	482-486x560-564 mm
-----------------	--------------------

Technical Features

Front-left - Gas - Semi Rapid - 1.70 kW

Rear-left - Gas - Semi Rapid - 1.70 kW

Rear-right - Gas - Rapid - 2.90 kW

Front-right - Gas - AUX - 1.00 kW

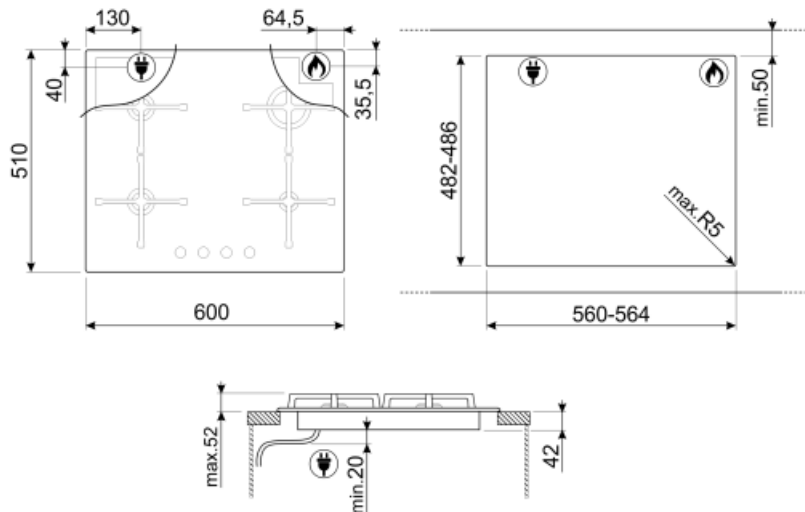
Gas safety valves Yes Automatic Ignition Yes

Electrical Connection




Plug	Not present	Type of electric cable installed	Yes, Single phase
Electrical connection rating (W)	1 W	Frequency (Hz)	50/60 Hz
Voltage (V)	220-240 V	Power supply cable length	120 cm

Gas Connection

Gas Type	G30 GPL Liquid gas	Other gas nozzles included	G20 Natural gas
Gas connection	Cilindrical	Gas connection rating (W)	7300 W



Symbols glossary (TT)

- | | | | |
|--|--|---|--|
|  | Heavy duty cast iron pan stands: for maximum stability and strength. |  | Reinforced base: A reinforced base, developed exclusively by Smeg, consists of a steel layer fixed to the underside of the glass surface of all gas on glass hobs. |
|  | Knobs control | | |