

# PV175B3



|                |               |
|----------------|---------------|
| Product Family | Hob           |
| Built-in type  | Traditional   |
| Dimensions     | 70/75 cm      |
| Power supply   | Gas           |
| Type           | Gas           |
| EAN code       | 8017709329761 |



## Aesthetics



|                         |                             |
|-------------------------|-----------------------------|
| Aesthetic               | Linea                       |
| Serie                   | New                         |
| Colour                  | Black                       |
| Finishing               | Glass                       |
| Material                | Glass                       |
| Glass type              | Standard (clear)            |
| Glass edge              | Angled edge                 |
| Glass on Steel          | Yes                         |
| Pan stands              | Cast iron                   |
| Burners                 | Vertical flame, flat design |
| Burners Material        | Alluminium                  |
| Type of control setting | Control knobs               |
| Control knob position   | Front                       |
| No. of controls         | 5                           |
| Controls colour         | Black                       |
| Logo                    | Silk screen                 |
| Serigraphy colour       | Grey                        |

## Program / Functions

|                         |   |
|-------------------------|---|
| No. of gas cook zones   | 5 |
| Total no. of cook zones | 5 |

## Options

Worktop Cut-Out

482-486x560-564 mm

## Technical Features

Front-left - Gas - AUX - 1.10 kW

Rear-left - Gas - Semi Rapid - 1.70 kW

Central - Gas - Rapid - 3.20 kW

Rear-right - Gas - Rapid - 2.60 kW

Front-right - Gas - Semi Rapid - 1.70 kW

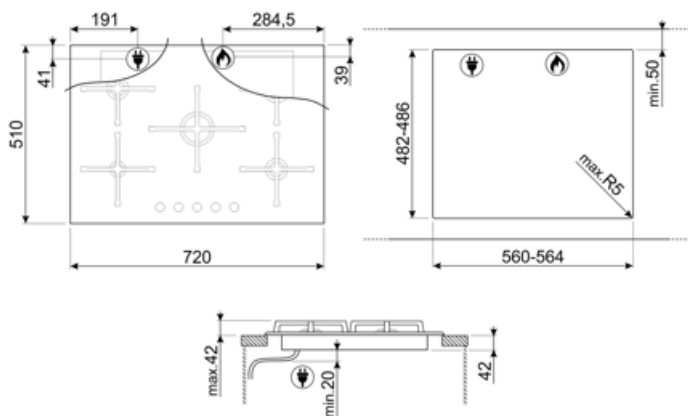
Gas safety valves Yes Automatic Ignition Yes

## Electrical Connection

|                                  |                   |                           |             |
|----------------------------------|-------------------|---------------------------|-------------|
| Electrical connection rating (W) | 1 W               | Frequency (Hz)            | 50/60 Hz    |
| Voltage (V)                      | 220-240 V         | Power supply cable length | 120 cm      |
| Type of electric cable installed | Yes, Single phase | Plug                      | Not present |

## Gas Connection

|                            |                                   |                                |         |
|----------------------------|-----------------------------------|--------------------------------|---------|
| Gas Type                   | G20/G25 natural gas               | Other gas connections provided | Conical |
| Gas connection             | Cilindrical                       | Gas connection rating (W)      | 10300 W |
| Other gas nozzles included | G30 GPL Liquid gas, G110 City gas |                                |         |



---

## Compatible Accessories

---






5MP1G0GB3



---

## Symbols glossary

---

- |  |  |   |   |
|--|--|---|---|
|  | Standard installation: Traditional installation in tabletop, suitable for any kitchen sets.  |  | Heavy duty cast iron pan stands: for maximum stability and strength.                      |
|  | Reinforced base: A reinforced base, developed exclusively by Smeg, consists of a steel layer fixed to the underside of the glass surface of all gas on glass hobs. |  | Directional burners: have an almost vertical flame which transfers real power to the pot. |
|  | Knobs control  |   |   |