

PV175N2



Product Family	Hob
Built-in	Traditional
Dimensions	70/75 cm
Power supply	Gas
Type	Gas
EAN code	8017709254773



Aesthetics



Aesthetics	Linea
Colour	Black
Finishing	Glass
Material	Glass
Glass Type	Standard (clear)
Glass edge	Angled edge
Glass on Steel	Yes
Series	New
Pan stands	Cast iron
Burners	Vertical flame, flat design
Burner Material	Aluminium
Type of control setting	Control knobs
Control knobs position	Front
No. of controls	5
Controls colour	Steel effect
Serigraphy colour	White
Alternative colours available	White, Silver Glass

Program / Functions

No. of gas cook zones	5
Total no. of cook zones	5

Options

Standard cut out 482-486x560-564 mm

Technical Features

Front left - Gas - AUX - 1.10 kW
 Rear left - Gas - Semi Rapid - 1.70 kW
 Central - Gas - Rapid - 3.20 kW
 Rear right - Gas - Rapid - 2.60 kW
 Front right - Gas - Semi Rapid - 1.70 kW

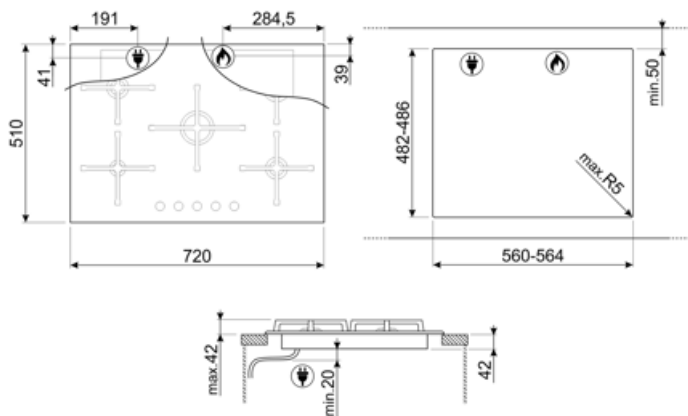
Gas safety valves Yes Automatic Ignition Yes

Electrical Connection

Nominal power (W)	1 W	Frequency (Hz)	50/60 Hz
Voltage (V)	220-240 V	Power supply cable length	120 cm
Type of electric cable	Single phase		

Gas Connection

Gas Type	G20/G25 natural gas	Other gas connections provided	Conical
Gas connection	Cilindrical	Gas connection rating (W)	10300 W
Other gas nozzles included	G30 GPL Liquid gas, G110 City gas		








Compatible Accessories

5MP1GOG

Hob knobs set Linea knobs for Gas on Glass hobs (5 knobs)



Symbols glossary

- | | | | |
|--|--|---|--|
|  | Standard installation: Traditional installation in tabletop, suitable for any kitchen sets |  | Heavy duty cast iron pan stands: for maximum stability and strength. |
|  | Knobs control |  | Reinforced base: A reinforced base, developed exclusively by Smeg, consists of a steel layer fixed to the underside of the glass surface of all gas on glass hobs. |
|  | Directional burners: have an almost vertical flame which transfers real power to the pot. | | |