


# PV264B

Product Family	Hob
Built-in	Ultra-low profile or Fully Flushed
Dimensions	60 cm
Power supply	Gas
Type	Gas
EAN code	8017709329020



## Aesthetics



Aesthetics	Cucina
Colour	Black
Finishing	Glass
Material	Glass
Glass Type	Standard (clear)
Glass edge	Straight edge
Glass on Steel	Yes
Pan stands	Cast iron
Burners	Standard
Burner Material	Aluminium
Type of control setting	Control knobs
Control knobs position	Front
No. of controls	4
Controls colour	Black
Logo	Silk screen
Serigraphy colour	Grey

## Program / Functions

No. of gas cook zones	4
Total no. of cook zones	4

## Options

Standard cut out	482-486x560-564 mm
------------------	--------------------

## Technical Features

Front left - Gas - Semi Rapid - 1.70 kW

Rear left - Gas - Semi Rapid - 1.70 kW

Rear right - Gas - Rapid - 2.90 kW

Front right - Gas - AUX - 1.00 kW

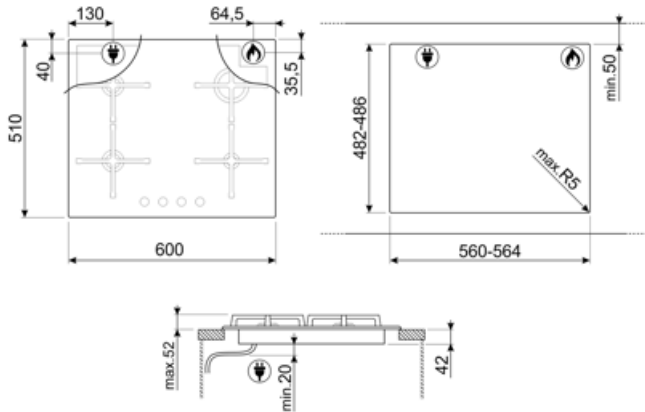
<b>Gas safety valves</b>	Yes	<b>Automatic Ignition</b>	Yes
--------------------------	-----	---------------------------	-----

## Electrical Connection

<b>Nominal power (W)</b>	1 W	<b>Frequency (Hz)</b>	50/60 Hz
<b>Voltage (V)</b>	220-240 V	<b>Power supply cable length</b>	120 cm
<b>Type of electric cable</b>	Single phase	<b>Plug</b>	No

## Gas Connection

<b>Gas Type</b>	G20/G25 natural gas	<b>Other gas nozzles included</b>	G30 GPL Liquid gas
<b>Gas connection</b>	Cilindrical	<b>Gas connection rating (W)</b>	7300 W



---

## Compatible Accessories

---

**5MP1G0GB3**



**5MP700PO**

Hob knobs set - Cortina Cream/Old brass for Gas on Glass hobs



**5MP800P**

Hob knobs set - Coloniale Gold/Cream for gas on glass hobs



**WOKGHU**

Cast-Iron WOK Support



**5MP700AO**

Hob knobs set - Cortina Anthracite/Old brass for Gas on Glass hobs



**5MP800A**

Hob knobs set - Coloniale Gold/Anthracite for gas on glass hobs






**5MPV3MB**



## Symbols glossary

---

- |  |  |   |  |
|--|--|---|--|
|  | Heavy duty cast iron pan stands: for maximum stability and strength. |  | Reinforced base: A reinforced base, developed exclusively by Smeg, consists of a steel layer fixed to the underside of the glass surface of all gas on glass hobs. |
|  | Knobs control  |   |  |