


# PV264B

Product Family	Hob
Built-in type	Ultra-low profile or Fully Flushed
Dimensions	60 cm
Power supply	Gas
Type	Gas
EAN code	8017709329020



## Aesthetics



Aesthetic	Selezione
Colour	Black
Finishing	Glass
Material	Glass
Glass type	Standard (clear)
Glass edge	Straight edge
Glass on Steel	Yes
Pan stands	Cast iron
Burners	Standard
Burners Material	Alluminium
Type of control setting	Control knobs
Control knob position	Front
No. of controls	4
Controls colour	Black
Serigraphy colour	Grey

## Program / Functions

No. of gas cook zones	4
Total no. of cook zones	4

## Options

Worktop Cut-Out	482-486x560-564 mm
-----------------	--------------------

## Technical Features

Front-left - Gas - Semi Rapid - 1.70 kW

Rear-left - Gas - Semi Rapid - 1.70 kW

Rear-right - Gas - Rapid - 2.90 kW

Front-right - Gas - AUX - 1.00 kW

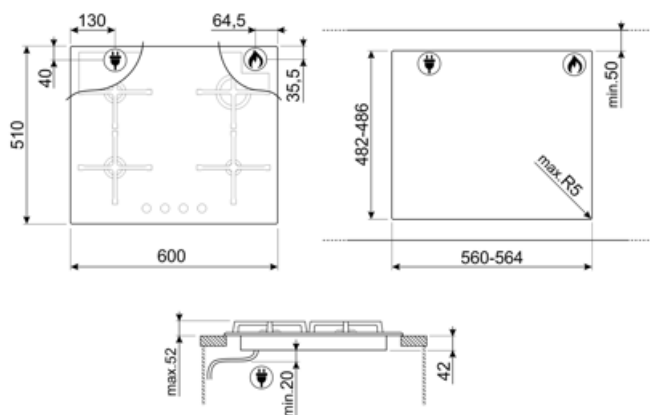
<b>Gas safety valves</b>	Yes	<b>Automatic Ignition</b>	Yes
--------------------------	-----	---------------------------	-----

## Electrical Connection

<b>Plug</b>	Not present	<b>Type of electric cable installed</b>	Yes, Single phase
<b>Electrical connection rating (W)</b>	1 W	<b>Frequency (Hz)</b>	50/60 Hz
<b>Voltage (V)</b>	220-240 V	<b>Power supply cable length</b>	120 cm

## Gas Connection


<b>Gas Type</b>	G20/G25 natural gas	<b>Other gas nozzles included</b>	G30 GPL Liquid gas
<b>Gas connection</b>	Cilindrical	<b>Gas connection rating (W)</b>	7300 W



## Compatible Accessories

### 5MP1GOG


Hob knobs set Linea knobs for Gas on Glass hobs (5 knobs)



### 5MP1GOGB3

### 5MP700AO

Hob knobs set - Cortina Anthracite/Old brass for Gas on Glass hobs



### 5MP700PO

Hob knobs set - Cortina Cream/Old brass for Gas on Glass hobs



### 5MP800A

Hob knobs set - Coloniale Gold/Anthracite for gas on glass hobs



### 5MP800P

Hob knobs set - Coloniale Gold/Cream for gas on glass hobs



### 5MPV3MB



### WOKGHU

Cast iron WOK Support



---

## Symbols glossary

---



Heavy duty cast iron pan stands: for maximum stability and strength.



Knobs control



Reinforced base: A reinforced base, developed exclusively by Smeg, consists of a steel layer fixed to the underside of the glass surface of all gas on glass hobs.

---

## Benefit (TT)

---

### Gas hobs

Consistent heat source control and easy, immediate temperature adjustment

Equipped with a thermocouple, the gas supply is cut off if the flame is extinguished for greater safety.

### Glass

Brightness and elegance in the kitchen: the acid-etched glass gives the surface a refined, modern look that enhances the space

### Cast iron

Solid and sturdy, easy to clean and maintain every day, thanks to the cast-iron pan supports—an emblem of long-lasting efficiency and durability

### Standard

Optimal cooking for any dish: burners combine efficiency and practicality, ensuring precise and even results even with prolonged use

Accurate power adjustment via knobs, for more precise cooking level control

### Control knob position frontal

Instant and intuitive control thanks to front controls, easily accessible for practical use

4 burners for every need: cook with precision and versatility thanks to different power levels, ideal for any pot and for managing multiple dishes simultaneously

### Gas safety valves

Automatic protection against gas leaks: the thermocouple stops gas flow in the absence of flame, ensuring a safe environment even during unexpected shutdowns

### Glass on steel

Safety even in case of breakage: a stainless steel sheet beneath the glass prevents fragmentation, allowing continued use until replacement