

PV331CN

Product Family	Hob
Built-in type	Ultra-low profile or Fully Flushed
Dimensions	30 cm
Power supply	Gas
Type	Gas
EAN code	8017709255312



Aesthetics



Aesthetic	Classica
Colour	Black
Finishing	Glass
Material	Glass
Glass on Steel	Yes
Pan stands	Cast iron
Burner Coating	Nichelato
Type of control setting	Control knobs
Control knob position	Front
No. of controls	2
Controls colour	Steel effect
Components finishing	White
Serigraphy colour	Grey

Programs / Functions

No. of gas cook zones	1
Total no. of cook zones	1

Options

Worktop Cut-Out	476-480x250-254 mm
-----------------	--------------------

Technical Features

UR

Central - Gas - UR - 6.00 kW

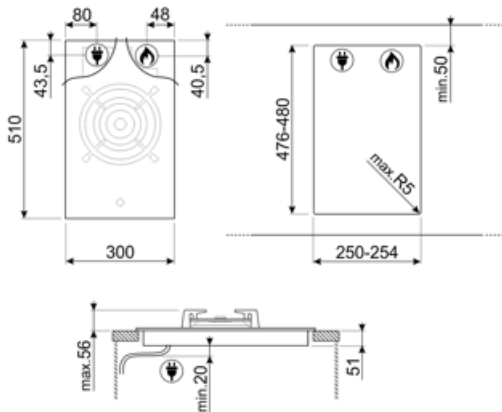
Gas safety valves Yes Automatic Ignition Yes

Electrical Connection

Plug	Not present	Type of electric cable installed	Yes, Single phase
Electrical connection rating (W)	1 W	Frequency (Hz)	50/60 Hz
Voltage (V)	220-240 V	Power supply cable length	120 cm

Gas Connection

Gas Type	G20 Natural gas	Other gas connections provided	Conical
Gas connection	Cilindrical	Gas connection rating (W)	6000 W
Other gas nozzles included	G30 GPL Liquid gas, G110 City gas		



Not included accessories

5MP1GOG

Hob knobs set Linea knobs for Gas on Glass hobs (5 knobs)



GRM

Coffee machine support



LGCN

Connecting Strip Built-in hobs, stainless steel, 475/495 mm



5MP1GOGB3



GRW

Wok support







WOKGHU

Cast iron WOK Support



Symbols glossary

- | | | | |
|--|--|---|---|
|  | Heavy duty cast iron pan stands: for maximum stability and strength. |  | Knobs control |
|  | Reinforced base: A reinforced base, developed exclusively by Smeg, consists of a steel layer fixed to the underside of the glass surface of all gas on glass hobs. |  | Ultra rapid burners: Powerful ultra rapid burners offer up to 5kw of power. |