


# PV364N

<b>Product Family</b>	Hob
<b>Built-in</b>	Ultra-low profile or Fully Flushed
<b>Dimensions</b>	60 cm
<b>Power supply</b>	Gas
<b>Type</b>	Gas
<b>EAN code</b>	8017709324704



## Aesthetics



<b>Aesthetics</b>	Classic
<b>Colour</b>	Black
<b>Finishing</b>	Glass
<b>Material</b>	Glass
<b>Glass Type</b>	Standard (clear)
<b>Glass edge</b>	Straight edge
<b>Glass on Steel</b>	Yes
<b>Pan stands</b>	Cast iron
<b>Burners</b>	Standard
<b>Burner Material</b>	Aluminium
<b>Type of control setting</b>	Control knobs
<b>Control knobs position</b>	Front
<b>No. of controls</b>	4
<b>Controls colour</b>	Steel effect
<b>Logo</b>	Silk screen
<b>Serigraphy colour</b>	White

## Program / Functions

<b>No. of gas cook zones</b>	4
<b>Total no. of cook zones</b>	4

## Options

<b>Standard cut out</b>	482-486x560-564 mm
-------------------------	--------------------

## Technical Features

**UR**

Front left - Gas - AUX - 1.00 kW

Rear left - Gas - 2UR (dual) - 3.60 kW

Rear right - Gas - Semi Rapid - 1.80 kW

Front right - Gas - Semi Rapid - 1.80 kW

Gas safety valves                      Yes    **Automatic Ignition**                      Yes

## Accessories Included

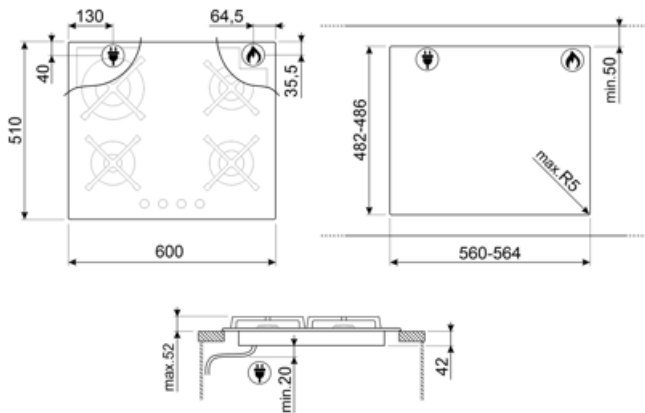
Cast iron wok support              1

## Electrical Connection

Nominal power (W)	1 W	Frequency (Hz)	50/60 Hz
Voltage (V)	220-240 V	Power supply cable length	120 cm
Type of electric cable	Single phase	Plug	No

## Gas Connection

Gas Type	G20 Natural gas	Other gas connections provided	Conical
Gas connection	Cilindrical	Gas connection rating (W)	8000 W
Other gas nozzles included	G30 GPL Liquid gas, G110 City gas		



---

## Compatible Accessories

---

**5MP1G0GB3**



**5MP700PO**

Hob knobs set - Cortina Cream/Old brass for Gas on Glass hobs



**5MP800P**

Hob knobs set - Coloniale Gold/Cream for gas on glass hobs



**WOKGHU**

Cast-Iron WOK Support



**5MP700AO**

Hob knobs set - Cortina Anthracite/Old brass for Gas on Glass hobs



**5MP800A**

Hob knobs set - Coloniale Gold/Anthracite for gas on glass hobs







**5MPV3MB**



---

## Symbols glossary

---

- |  |   |   |  |
|--|---|---|--|
|  | Heavy duty cast iron pan stands: for maximum stability and strength.        |  | Reinforced base: A reinforced base, developed exclusively by Smeg, consists of a steel layer fixed to the underside of the glass surface of all gas on glass hobs. |
|  | Ultra rapid burners: Powerful ultra rapid burners offer up to 5kw of power. |  | Knobs control  |