





PV364NSA

Product Family	Hob	
Built-in type	Ultra-low profile or Fully Flushed	
Dimensions	60 cm	
Power supply	Gas	
Type	Gas	
EAN code	8017709291082	

Aesthetics

			
Aesthetic	Classica		
Colour	Black		
Finishing	Glass		
Material	Glass		
Glass type	Standard (clear)		
Glass edge	Straight edge		
Glass on Steel	Yes		
Pan stands	Cast iron		
Burners	Standard		
Burners Material	Alluminium		
Type of control setting	Control knobs		
Control knob position	Front		
No. of controls	4		
Controls colour	Steel effect		
Serigraphy colour	White		

Program / Functions

No. of gas cook zones	4
Total no. of cook zones	4

Options

Worktop Cut-Out	482-486x560-564 mm
-----------------	--------------------

Technical Features

Front-left - Gas - Semi Rapid - 1.70 kW

Rear-left - Gas - Semi Rapid - 1.70 kW

Rear-right - Gas - Rapid - 2.90 kW

Front-right - Gas - AUX - 1.00 kW

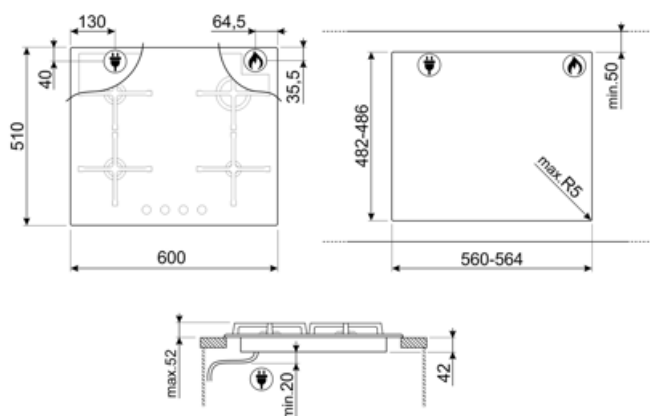
Gas safety valves	Yes	Automatic Ignition	Yes
--------------------------	-----	---------------------------	-----

Electrical Connection

Plug	Not present	Type of electric cable installed	Yes, Single phase
Electrical connection rating (W)	1 W	Frequency (Hz)	50/60 Hz
Voltage (V)	220-240 V	Power supply cable length	120 cm

Gas Connection

Gas Type	G30 GPL Liquid gas	Other gas connections provided	Conical
Gas connection	Cilindrical	Gas connection rating (W)	7300 W
Other gas nozzles included	G110 City gas, G20 Natural gas		



Compatible Accessories

5MP1GOG

Hob knobs set Linea knobs for Gas on Glass hobs (5 knobs)



5MP700PO

Hob knobs set - Cortina Cream/Old brass for Gas on Glass hobs



5MP800P

Hob knobs set - Coloniale Gold/Cream for gas on glass hobs



5MP700AO

Hob knobs set - Cortina Anthracite/Old brass for Gas on Glass hobs



5MP800A

Hob knobs set - Coloniale Gold/Anthracite for gas on glass hobs



WOKGHU

Cast iron WOK Support



Symbols glossary



Heavy duty cast iron pan stands: for maximum stability and strength.



Knobs control



Reinforced base: A reinforced base, developed exclusively by Smeg, consists of a steel layer fixed to the underside of the glass surface of all gas on glass hobs.