


PV375CN

| | |
|----------------|------------------------------------|
| Product Family | Hob |
| Built-in type | Ultra-low profile or Fully Flushed |
| Dimensions | 70/75 cm |
| Power supply | Gas |
| Type | Gas |
| EAN code | 8017709233785 |



Aesthetics



| | |
|-------------------------|-------------------|
| Aesthetic | Classica |
| Colour | Black |
| Finishing | Glass |
| Material | Glass |
| Glass type | Ceramic |
| Glass edge | Straight edge |
| Glass on Steel | Yes |
| Pan stands | Cast iron |
| Burners | Smeg Contemporary |
| Burners Material | Brass |
| Burner Coating | Nichelato |
| Type of control setting | Control knobs |
| Control knob position | Front |
| No. of controls | 5 |
| Controls colour | Steel effect |
| Serigraphy colour | Grey |

Options

| | |
|-----------------|--------------------|
| Worktop Cut-Out | 482-486x560-564 mm |
|-----------------|--------------------|

Technical Features



Front-left - Gas - AUX - 1.10 kW

Rear-left - Gas - Semi Rapid - 1.70 kW

Central - Gas - UR - 4.20 kW

Rear-right - Gas - Rapid - 2.60 kW

Front-right - Gas - AUX - 1.10 kW

Gas safety valves Yes Automatic Ignition Yes

Accessories Included

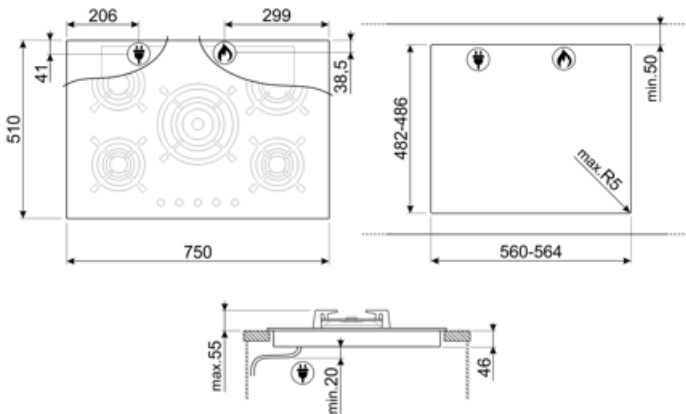
Cast iron wok support 1

Electrical Connection

| | | | |
|----------------------------------|-------------|----------------------------------|-------------------|
| Plug | Not present | Type of electric cable installed | Yes, Single phase |
| Electrical connection rating (W) | 1 W | Frequency (Hz) | 50/60 Hz |
| Voltage (V) | 220-240 V | Power supply cable length | 120 cm |

Gas Connection

| | | | |
|----------------------------|---------------------|--------------------------------|---------|
| Gas Type | G20/G25 natural gas | Other gas connections provided | Conical |
| Gas connection | Cilindrical | Gas connection rating (W) | 10500 W |
| Other gas nozzles included | G30 GPL Liquid gas | | |



Not included accessories



GRW
Wok support



WOKGHU
Cast iron WOK Support



5MP1GOGB3



5MP1GOG
Hob knobs set Linea knobs for Gas on Glass hobs (5 knobs)







GRM
Coffee machine support



LGCN
Connecting Strip Built-in hobs, stainless steel, 475/495 mm

Symbols glossary (TT)

- | | | | |
|--|---|---|--|
|  | Heavy duty cast iron pan stands: for maximum stability and strength. |  | Reinforced base: A reinforced base, developed exclusively by Smeg, consists of a steel layer fixed to the underside of the glass surface of all gas on glass hobs. |
|  | Ultra rapid burners: Powerful ultra rapid burners offer up to 5kw of power. |  | Knobs control |