


# PV375N

Product Family	Hob
Built-in	Ultra-low profile or Fully Flushed
Dimensions	70/75 cm
Power supply	Gas
Type	Gas
EAN code	8017709324681



## Aesthetics



Aesthetics	Classic
Colour	Black
Finishing	Glass
Material	Glass
Glass Type	Standard (clear)
Glass edge	Straight edge
Glass on Steel	Yes
Pan stands	Cast iron
Burners	Standard
Burner Material	Aluminium
Type of control setting	Control knobs
Control knobs position	Front
No. of controls	5
Controls colour	Steel effect
Serigraphy colour	White

## Options

Standard cut out	482-486x560-564 mm
------------------	--------------------

## Technical Features



Front left - Gas - AUX - 1.00 kW  
 Rear left - Gas - Semi Rapid - 1.80 kW

Central - Gas - UR - 4.00 kW

Rear right - Gas - Rapid - 1.80 kW

Front right - Gas - Semi Rapid - 1.80 kW

Gas safety valves                      Yes                                      Automatic Ignition                      Yes

## Accessories Included

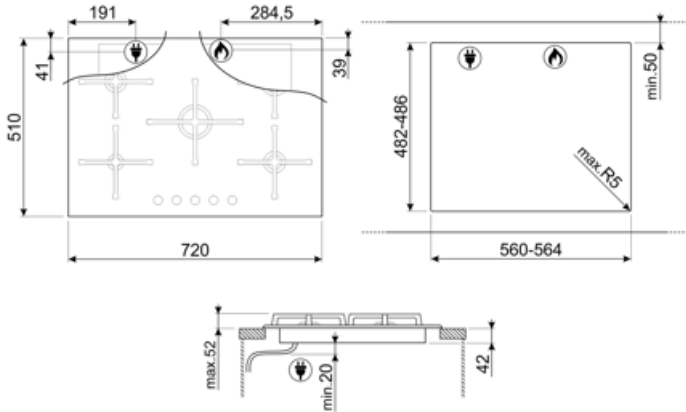
Cast iron wok support              1

## Electrical Connection

Nominal power (W)	1 W	Frequency (Hz)	50/60 Hz
Voltage (V)	220-240 V	Power supply cable length	120 cm
Type of electric cable	Single phase		

## Gas Connection

Gas Type	G20 Natural gas	Other gas connections provided	Conical
Gas connection	Cilindrical	Gas connection rating (W)	9900 W
Other gas nozzles included	G30 GPL Liquid gas		



---

## Not included accessories

---

### 5MP1GOG

Hob knobs set Linea knobs for Gas on Glass hobs (5 knobs)



### 5MP800A

Hob knobs set - Coloniale Gold/Anthracite for gas on glass hobs



### 5MP800P

Hob knobs set - Coloniale Gold/Cream for gas on glass hobs



### 5MP700PO

Hob knobs set - Cortina Cream/Old brass for Gas on Glass hobs



### WOKGHU

Cast-Iron WOK Support



### 5MP700AO

Hob knobs set - Cortina Anthracite/Old brass for Gas on Glass hobs







### 5MP1GOGB3



---

## Symbols glossary

---

- |  |  |   |   |
|--|--|---|---|
|  | Heavy duty cast iron pan stands: for maximum stability and strength.   |  | Knobs control   |
|  | Reinforced base: A reinforced base, developed exclusively by Smeg, consists of a steel layer fixed to the underside of the glass surface of all gas on glass hobs. |  | Ultra rapid burners: Powerful ultra rapid burners offer up to 5kw of power. |