


# PV375NSA2

Product Family	Hob
Built-in type	Ultra-low profile or Fully Flushed
Dimensions	70/75 cm
Power supply	Gas
Type	Gas
EAN code	8017709332105



## Aesthetics



Aesthetic	Classica
Colour	Black
Finishing	Glass
Material	Glass
Glass type	Standard (clear)
Glass edge	Straight edge
Glass on Steel	Yes
Pan stands	Cast iron
Burners	Standard
Burners Material	Alluminium
Type of control setting	Control knobs
Control knob position	Front
No. of controls	5
Controls colour	Steel effect
Serigraphy colour	White

## Programs / Functions

Total no. of cook zones	5
No. of gas cook zones	5

## Options

Worktop Cut-Out	482-486x560-564 mm
-----------------	--------------------

## Technical Features

**UR**

Front-left - Gas - AUX - 1.00 kW  
 Rear-left - Gas - Semi Rapid - 1.80 kW  
 Central - Gas - UR - 4.00 kW  
 Rear-right - Gas - Rapid - 1.80 kW  
 Front-right - Gas - Semi Rapid - 1.80 kW

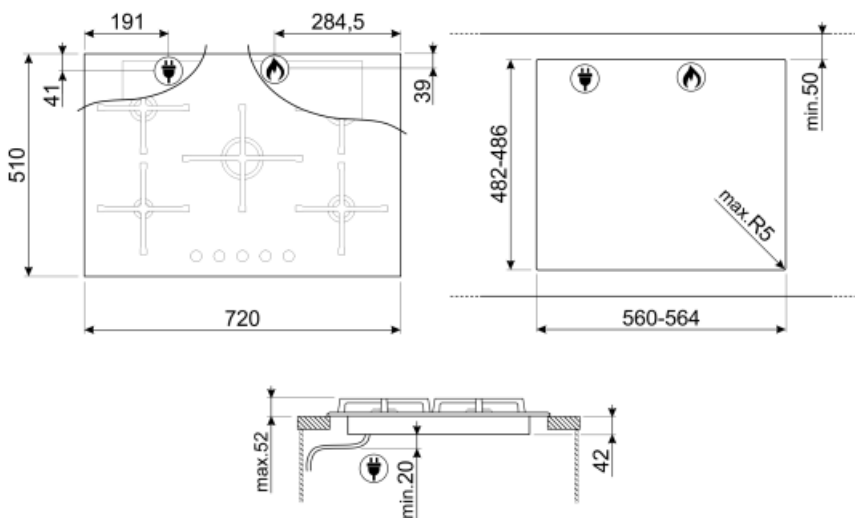
Gas safety valves                      Yes    Automatic Ignition                      Yes

## Electrical Connection

Electrical connection rating (W)	1 W	Frequency (Hz)	50/60 Hz
Voltage (V)	220-240 V	Power supply cable length	120 cm
Type of electric cable installed	Yes, Single phase		

## Gas Connection

Gas Type	G30 GPL Liquid gas	Other gas nozzles included	G20 Natural gas
Gas connection	Cilindrical	Gas connection rating (W)	9900 W



---

## Not included accessories

---

### 5MP1GOG

Hob knobs set Linea knobs for Gas on Glass hobs (5 knobs)



### 5MP800A

Hob knobs set - Coloniale Gold/Anthracite for gas on glass hobs



### 5MP800P

Hob knobs set - Coloniale Gold/Cream for gas on glass hobs



### WOKGHU

Cast iron WOK Support

### 5MP700AO

Hob knobs set - Cortina Anthracite/Old brass for Gas on Glass hobs



### 5MP700PO





Hob knobs set - Cortina Cream/Old brass for Gas on Glass hobs



---

## Symbols glossary (TT)

---

- |  |   |   |  |
|--|---|---|--|
|  | Heavy duty cast iron pan stands: for maximum stability and strength.        |  | Reinforced base: A reinforced base, developed exclusively by Smeg, consists of a steel layer fixed to the underside of the glass surface of all gas on glass hobs. |
|  | Ultra rapid burners: Powerful ultra rapid burners offer up to 5kw of power. |  | Knobs control  |