

PV395LCN

Product Family	Hob
Built-in type	Ultra-low profile or Fully Flushed
Dimensions	90 cm
Power supply	Gas
Type	Gas
EAN code	8017709233525



Aesthetics



Aesthetic	Classica
Colour	Black
Finishing	Glass
Material	Glass
Glass type	Ceramic
Glass edge	Straight edge
Glass on Steel	Yes
Pan stands	Cast iron
Burners	Smeg Contemporary
Burners Material	Brass
Burner Coating	Nichelato
Type of control setting	Control knobs
Control knob position	Front
No. of controls	5
Controls colour	Steel effect
Serigraphy colour	Grey

Programs / Functions main oven

No. of gas cook zones	5
Total no. of cook zones	5

Options



Worktop Cut-Out 482-486x844-848 mm

Technical Features

UR

Left - Gas - UR - 6.00 kW

Rear-centre - Gas - Semi Rapid - 1.70 kW

Front-centre - Gas - Semi Rapid - 1.70 kW

Rear-right - Gas - Rapid - 2.60 kW

Front-right - Gas - AUX - 1.10 kW

Gas safety valves Yes Automatic Ignition Yes

Accessories Included

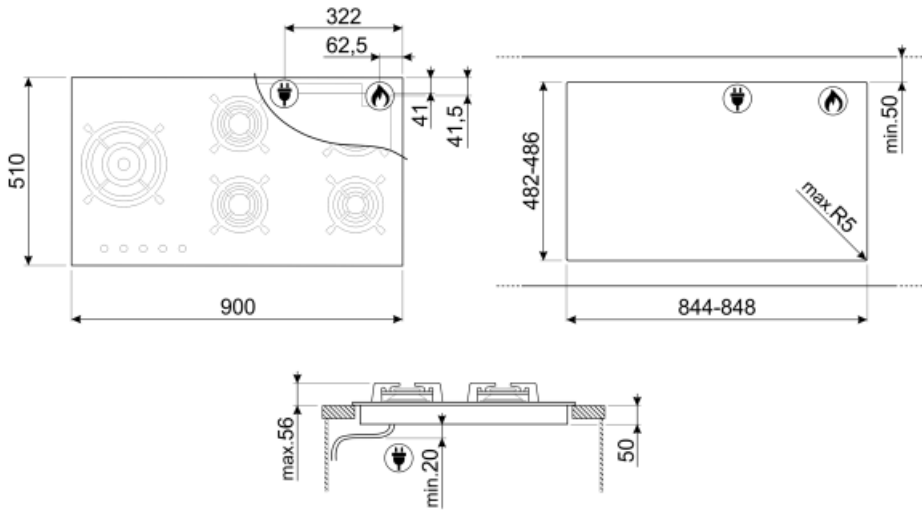
Cast iron wok support 1

Electrical Connection

Plug	Not present	Type of electric cable installed	Yes, Single phase
Electrical connection rating (W)	1 W	Frequency (Hz)	50/60 Hz
Voltage (V)	220-240 V	Power supply cable length	120 cm

Gas Connection

Gas Type	G20/G25 natural gas	Other gas connections provided	Conical
Gas connection	Cilindrical	Gas connection rating (W)	12900 W
Other gas nozzles included	G30 GPL Liquid gas		



Not included accessories



GRW
Wok support



WOKGHU
Cast iron WOK Support



5MP1GOGB3



5MP1GOG
Hob knobs set Linea knobs for Gas on Glass hobs (5 knobs)








GRM
Coffee machine support



LGCN
Connecting Strip Built-in hobs, stainless steel, 475/495 mm

Symbols glossary (TT)

- | | | | |
|--|---|---|--|
|  | Heavy duty cast iron pan stands: for maximum stability and strength. |  | Reinforced base: A reinforced base, developed exclusively by Smeg, consists of a steel layer fixed to the underside of the glass surface of all gas on glass hobs. |
|  | Ultra rapid burners: Powerful ultra rapid burners offer up to 5kw of power. |  | Small cut-out for easy installation |
|  | Knobs control | | |