

PV395LCN

Product Family	Hob
Built-in type	Ultra-low profile or Fully Flushed
Dimensions	90 cm
Power supply	Gas
Type	Gas
EAN code	8017709233525



Aesthetics



Aesthetic	Classica
Colour	Black
Finishing	Glass
Material	Glass
Glass type	Ceramic
Glass edge	Straight edge
Glass on Steel	Yes
Pan stands	Cast iron
Burners	Smeg Contemporary
Burners Material	Brass
Burner Coating	Nichelato
Type of control setting	Control knobs
Control knob position	Front
No. of controls	5
Controls colour	Steel effect
Logo	Silk screen
Serigraphy colour	Grey

Program / Functions

No. of gas cook zones	5
Total no. of cook zones	5

Options



Worktop Cut-Out

482-486x844-848 mm

Technical Features



Left - Gas - UR - 6.00 kW

Rear-centre - Gas - Semi Rapid - 1.70 kW

Front-centre - Gas - Semi Rapid - 1.70 kW

Rear-right - Gas - Rapid - 2.60 kW

Front-right - Gas - AUX - 1.10 kW

Gas safety valves	Yes	Automatic Ignition	Yes
-------------------	-----	--------------------	-----

Accessories included

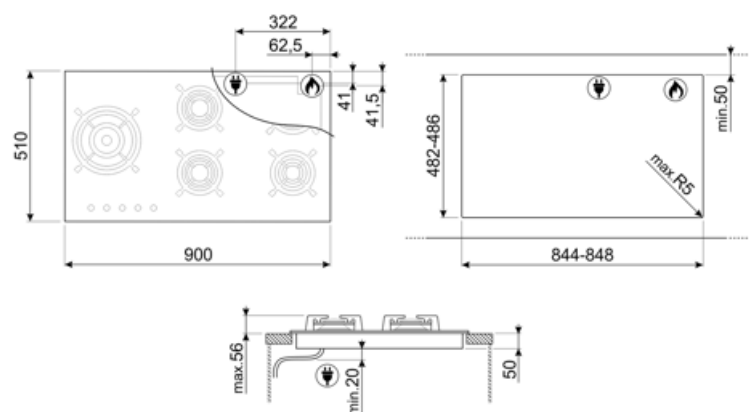
Cast iron wok support	1
-----------------------	---

Electrical Connection

Electrical connection rating (W)	1 W	Frequency (Hz)	50/60 Hz
Voltage (V)	220-240 V	Power supply cable length	120 cm
Type of electric cable installed	Yes, Single phase	Plug	Not present

Gas Connection

Gas Type	G20/G25 natural gas	Other gas connections provided	Conical
Gas connection	Cilindrical	Gas connection rating (W)	12900 W
Other gas nozzles included	G30 GPL Liquid gas		



Compatible Accessories

5MP1GOG

Hob knobs set Linea knobs for Gas on Glass hobs (5 knobs)



GRM

Coffee machine support



LGCN

Connecting Strip Built-in hobs, stainless steel, 475/495 mm



5MP1GOGB3



GRW

Wok support








WOKGHU

Cast iron WOK Support



Symbols glossary

	Heavy duty cast iron pan stands: for maximum stability and strength.		Knobs control
	Small cut-out for easy installation		Reinforced base: A reinforced base, developed exclusively by Smeg, consists of a steel layer fixed to the underside of the glass surface of all gas on glass hobs.
	Ultra rapid burners: Powerful ultra rapid burners offer up to 5kw of power.		