


# PV395LCNAU

Product Family	Hob
Built-in type	Ultra-low profile or Fully Flushed
Dimensions	90 cm
Power supply	Gas
Type	Gas
EAN code	8017709259044



## Aesthetics



Aesthetic	Classic
Colour	Black
Finishing	Glass
Material	Glass
Glass type	Ceramic
Glass edge	Straight edge
Glass on Steel	Yes
Pan stands	Cast iron
Burners	Smeg Contemporary
Burners Material	Brass
Burner Coating	Nichelato
Type of control setting	Control knobs
Control knob position	Front
No. of controls	5
Controls colour	Black
Serigraphy colour	Grey

## Programs / Functions

Total no. of cook zones	5
No. of gas cook zones	5

## Options



Standard cut out 482-486x844-848 mm

## Technical Features



Left - Gas - UR - 6.00 kW

Rear-centre - Gas - Semi Rapid - 1.70 kW

Front-centre - Gas - Semi Rapid - 1.70 kW

Rear-right - Gas - Rapid - 2.60 kW

Front-right - Gas - AUX - 1.10 kW

Gas safety valves	Yes	Automatic Ignition	Yes
-------------------	-----	--------------------	-----

## Accessories Included

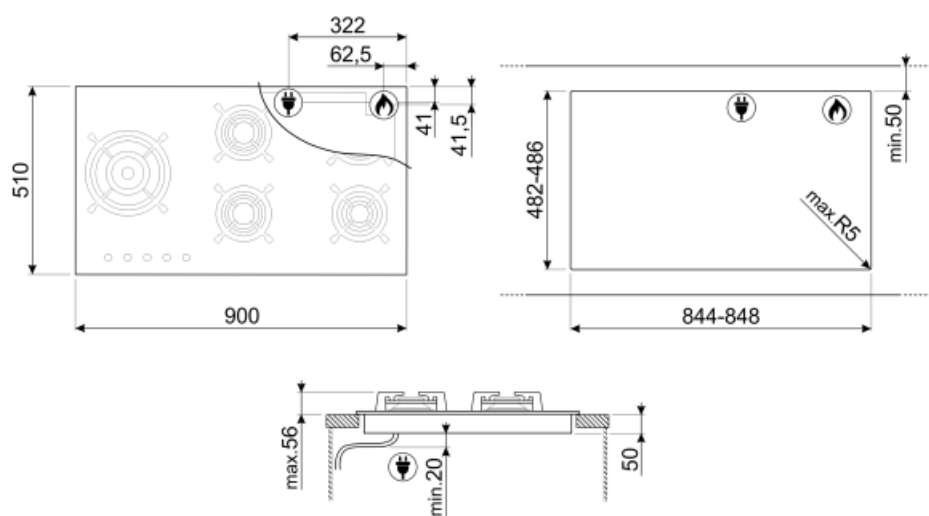
Cast iron wok support 1

## Electrical Connection

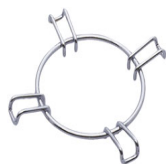
Plug	(I) Australia	Type of electric cable supplied	Yes, Single phase
Electrical connection rating (W)	1 W	Frequency (Hz)	50/60 Hz
Voltage (V)	220-240 V	Power supply cable length	120 cm
Type of electric cable	Single phase	Plug	I

## Gas Connection

Gas Type	G20 Natural gas	Other gas connections provided	Cylindrical
Gas connection	Conical	Gas connection rating (W)	13166,7 W
Other gas nozzles included	G30 GPL Liquid gas		



## Not included accessories



**GRW**  
Wok support



**WOKGHU**  
Cast-Iron WOK Support

**5MP1GOGB3**



**5MP1GOG**  
Hob knobs set Linea knobs for Gas on  
Glass hobs (5 knobs)








**GRM**  
Gas hobs moka support

---

## Symbols glossary (TT)

---

	Heavy duty cast iron pan stands: for maximum stability and strength.		Knobs control
	Reinforced base: A reinforced base, developed exclusively by Smeg, consists of a steel layer fixed to the underside of the glass surface of all gas on glass hobs.		Ultra rapid burners: Powerful ultra rapid burners offer up to 5kw of power.
	Small cut-out for easy installation		