


# PV395LN

Product Family	Hob
Built-in	Ultra-low profile or Fully Flushed
Dimensions	90 cm
Power supply	Gas
Type	Gas
EAN code	8017709324728



## Aesthetics

Aesthetics	Classic	
Colour	Black	
Finishing	Glass	
Material	Glass	
Glass Type	Standard (clear)	
Glass edge	Straight edge	
Glass on Steel	Yes	
Pan stands	Cast iron	
Burners	Standard	
Burner Material	Aluminium	
Type of control setting	Control knobs	
Control knobs position	Front	
No. of controls	5	
Controls colour	Steel effect	
Logo	Silk screen	
Serigraphy colour	White	

## Program / Functions

No. of gas cook zones	5
Total no. of cook zones	5

## Options



Standard cut out 482-486x844-848 mm

## Technical Features

UR

Centre left - Gas - 2UR (dual) - 4.00 kW  
 Rear centre - Gas - Semi Rapid - 1.80 kW  
 Front centre - Gas - Semi Rapid - 1.80 kW  
 Rear right - Gas - Rapid - 2.60 kW  
 Front right - Gas - AUX - 1.00 kW

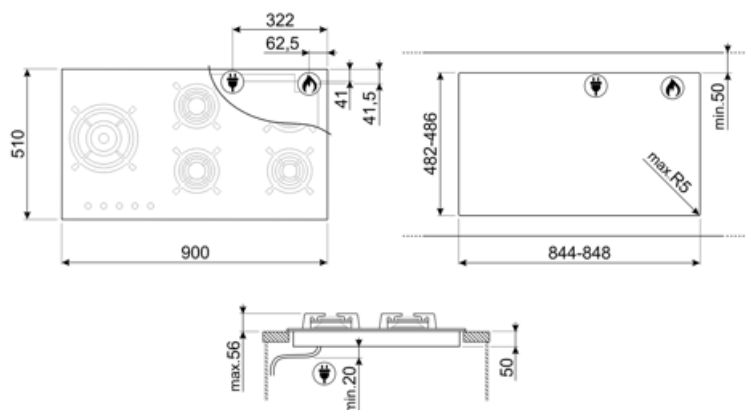
Gas safety valves Yes Automatic Ignition Yes

## Electrical Connection

Nominal power (W)	1 W	Frequency (Hz)	50/60 Hz
Voltage (V)	220-240 V	Power supply cable length	120 cm
Type of electric cable	Single phase		

## Gas Connection

Gas Type	G20 Natural gas	Other gas connections provided	Conical
Gas connection	Cilindrical	Gas connection rating (W)	10800 W
Other gas nozzles included	G30 GPL Liquid gas		



## Compatible Accessories

### 5MP1GOG

Hob knobs set Linea knobs for Gas on Glass hobs (5 knobs)



### 5MP700AO

Hob knobs set - Cortina Anthracite/Old brass for Gas on Glass hobs



### 5MP800A

Hob knobs set - Coloniale Gold/Anthracite for gas on glass hobs



### 5MPV3MB



### 5MP1GOGB3



### 5MP700PO

Hob knobs set - Cortina Cream/Old brass for Gas on Glass hobs



### 5MP800P

Hob knobs set - Coloniale Gold/Cream for gas on glass hobs



### WOKGHU






Cast-Iron WOK Support



---

## Symbols glossary

---

	Heavy duty cast iron pan stands: for maximum stability and strength.		Knobs control
	Small cut-out for easy installation		Reinforced base: A reinforced base, developed exclusively by Smeg, consists of a steel layer fixed to the underside of the glass surface of all gas on glass hobs.
	Ultra rapid burners: Powerful ultra rapid burners offer up to 5kw of power.		