


# PV395LNSA2

Product Family	Hob
Built-in type	Ultra-low profile or Fully Flushed
Dimensions	90 cm
Power supply	Gas
Type	Gas
EAN code	8017709334611



## Aesthetics



Aesthetic	Classica
Colour	Black
Finishing	Glass
Material	Glass
Glass type	Standard (clear)
Glass edge	Straight edge
Glass on Steel	Yes
Pan stands	Cast iron
Burners	Standard
Burners Material	Alluminium
Type of control setting	Control knobs
Control knob position	Front
No. of controls	5
Controls colour	Steel effect
Logo	Silk screen
Serigraphy colour	White

## Program / Functions

No. of gas cook zones	5
Total no. of cook zones	5

## Options



Worktop Cut-Out

482-486x844-848 mm

## Technical Features

**UR**

Centre-left - Gas - 2UR (dual) - 4.00 kW

Rear-centre - Gas - Semi Rapid - 1.80 kW

Front-centre - Gas - Semi Rapid - 1.80 kW

Rear-right - Gas - Rapid - 2.60 kW

Front-right - Gas - AUX - 1.00 kW

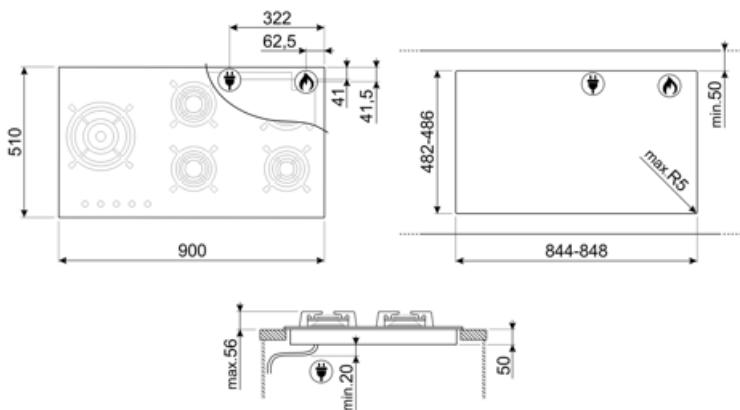
Gas safety valves Yes Automatic Ignition Yes

## Electrical Connection

Electrical connection rating (W)	1 W	Frequency (Hz)	50/60 Hz
Voltage (V)	220-240 V	Power supply cable length	120 cm
Type of electric cable installed	Yes, Single phase	Plug	Not present

## Gas Connection

Gas Type	G30 GPL Liquid gas	Other gas connections provided	Conical
Gas connection	Cilindrical	Gas connection rating (W)	10800 W
Other gas nozzles included	G20 Natural gas		



---

## Compatible Accessories

---

**5MP1G0GB3**



**5MP700PO**

Hob knobs set - Cortina Cream/Old brass for Gas on Glass hobs



**5MP800P**

Hob knobs set - Coloniale Gold/Cream for gas on glass hobs



**WOKGHU**

Cast iron WOK Support



**5MP700AO**

Hob knobs set - Cortina Anthracite/Old brass for Gas on Glass hobs



**5MP800A**

Hob knobs set - Coloniale Gold/Anthracite for gas on glass hobs








**5MPV3MB**



---

## Symbols glossary

---

- |  |   |   |  |
|--|---|---|--|
|  | Heavy duty cast iron pan stands: for maximum stability and strength.        |  | Reinforced base: A reinforced base, developed exclusively by Smeg, consists of a steel layer fixed to the underside of the glass surface of all gas on glass hobs. |
|  | Ultra rapid burners: Powerful ultra rapid burners offer up to 5kw of power. |  | Small cut-out for easy installation  |
|  | Knobs control   |   |  |