

PV632CNR



Product Family	Hob
Built-in type	Traditional
Dimensions	38 cm
Power supply	Gas
Type	Gas
EAN code	8017709218256



Aesthetics



Aesthetic	Dolce Stil Novo
Colour	Black
Finishing	Glass
Material	Glass
Glass type	Ceramic
Glass on Steel	Yes
Pan stands	Cast iron
Burner Coating	Black Ceram
Type of control setting	Control knobs
Control knob position	Front
No. of controls	2
Controls colour	Black
Components finishing	Copper
Logo	Silk screen
Serigraphy colour	Grey

Program / Functions

No. of gas cook zones	2
Total no. of cook zones	2

Options

Worktop Cut-Out	482-486x252-256 mm
------------------------	--------------------

Technical Features

Front-centre - Gas - AUX - 1.10 kW

Rear-centre - Gas - Rapid - 3.10 kW

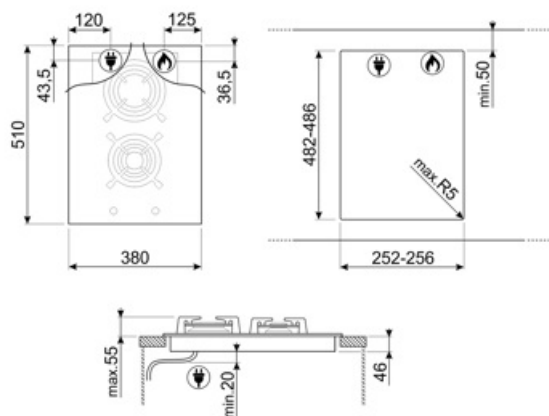
Gas safety valves Yes Automatic Ignition Yes

Electrical Connection

Electrical connection rating (W)	1 W	Power supply cable length	120 cm
Voltage (V)	220-240 V	Plug	Not present
Frequency (Hz)	50/60 Hz		

Gas Connection

Gas Type	G20/G25 natural gas	Other gas connections provided	Conical
Gas connection	Cilindrical	Gas connection rating (W)	4200 W
Other gas nozzles included	G30 GPL Liquid gas		



Compatible Accessories



GRM

Coffee machine support



GRW

Wok support



LGCN





Connecting Strip Built-in hobs, stainless steel, 475/495 mm



WOKGHU

Cast iron WOK Support

Symbols glossary

- | | | | |
|--|--|---|--|
|  | Standard installation: Traditional installation in tabletop, suitable for any kitchen sets. |  | Heavy duty cast iron pan stands: for maximum stability and strength. |
|  | Reinforced base: A reinforced base, developed exclusively by Smeg, consists of a steel layer fixed to the underside of the glass surface of all gas on glass hobs. |  | Knobs control |