

# PV664LCNRAU



Product Family	Hob
Built-in	Traditional
Dimensions	65 cm
Power supply	Gas
Type	Gas
EAN code	8017709258054



## Aesthetics



Aesthetics	Dolce Stil Novo
Colour	Black
Finishing	Glass
Material	Glass
Glass Type	Ceramic
Glass on Steel	Yes
Pan stands	Cast iron
Burner Coating	Black Ceram
Type of control setting	Control knobs
Control knobs position	Front
No. of controls	4
Controls colour	Black
Components finishing	Copper
Serigraphy colour	Grey

## Options

Standard cut out 482-486x560-564 mm

## Technical Features

Left - Gas - Rapid - 3.10 kW  
Rear centre - Gas - Semi Rapid - 1.70 kW  
Front centre - Gas - AUX - 1.10 kW  
Right - Gas - Rapid - 2.60 kW

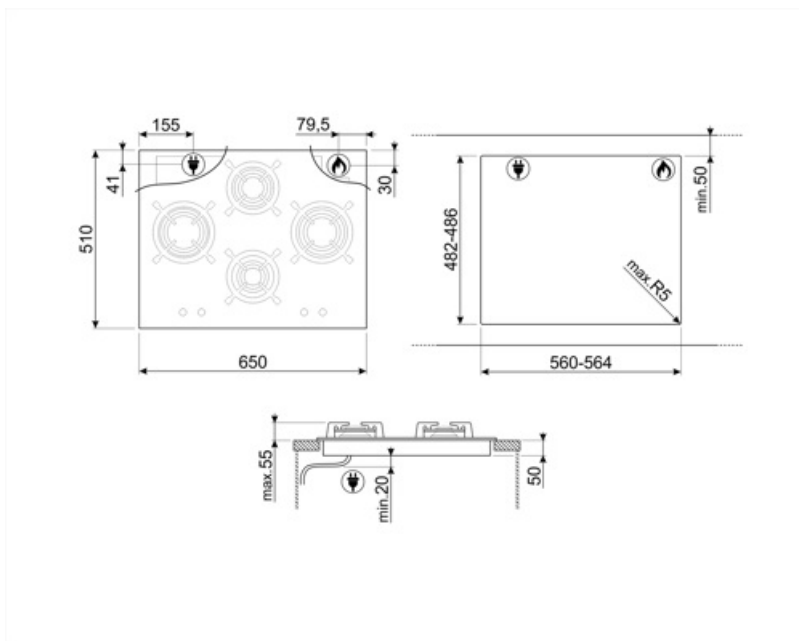
Gas safety valves	Yes	Automatic Ignition	Yes
-------------------	-----	--------------------	-----

## Electrical Connection

Plug	(I) Australia	Frequency (Hz)	50/60 Hz
Nominal power (W)	1 W	Power supply cable length	120 cm
Voltage (V)	220-240 V	Plug	I
Type of electric cable	Single phase		

## Gas Connection

Gas Type	G20 Natural gas	Other gas connections provided	Cylindrical
Gas connection	Conical	Gas connection rating (W)	8361,11 W
Other gas nozzles included	G30 GPL Liquid gas		



---

## Not included accessories

---



**GRW**  
Wok support



**WOKGHU**  
Cast-Iron WOK Support





**GRM**  
Gas hobs moka support

---

## Symbols glossary

---

- |  |  |   |  |
|--|--|---|--|
|  | Standard installation: Traditional installation in tabletop, suitable for any kitchen sets |  | Heavy duty cast iron pan stands: for maximum stability and strength.   |
|  | Knobs control  |  | Reinforced base: A reinforced base, developed exclusively by Smeg, consists of a steel layer fixed to the underside of the glass surface of all gas on glass hobs. |