

# PV695LCNR



Product Family	Hob
Built-in type	Traditional
Dimensions	90 cm
Power supply	Gas
Type	Gas
EAN code	8017709222161



## Aesthetics



Aesthetic	Dolce Stil Novo
Colour	Black
Finishing	Glass
Material	Glass
Glass type	Ceramic
Glass on Steel	Yes
Pan stands	Cast iron
Burner Coating	Black Ceram
Type of control setting	Control knobs
Control knob position	Front
No. of controls	5
Controls colour	Black
Components finishing	Copper
Logo	Silk screen
Serigraphy colour	Grey

## Program / Functions

No. of gas cook zones	5
Total no. of cook zones	5

## Options



Worktop Cut-Out	482-486x844-848 mm
-----------------	--------------------

## Technical Features

**UR**

Left - Gas - UR - 6.00 kW

Rear-centre - Gas - Semi Rapid - 1.70 kW

Front-centre - Gas - Semi Rapid - 1.70 kW

Rear-right - Gas - Rapid - 2.60 kW

Front-right - Gas - AUX - 1.10 kW

Gas safety valves                      Yes    Automatic Ignition                      Yes

## Accessories included

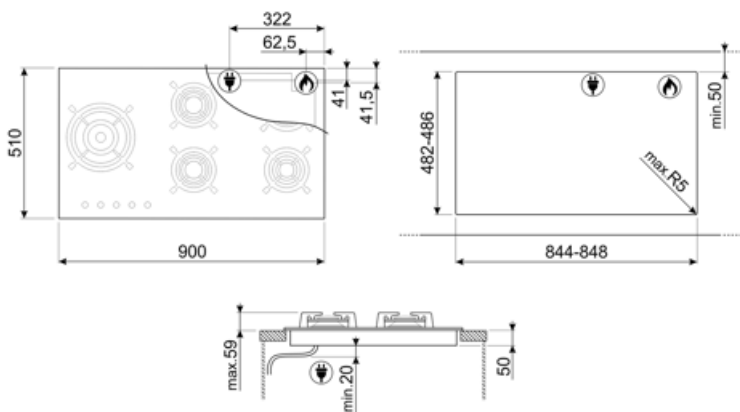
Cast iron wok support              1

## Electrical Connection

Electrical connection rating (W)	1 W	Power supply cable length	120 cm
Voltage (V)	220-240 V	Plug	Not present
Frequency (Hz)	50/60 Hz		

## Gas Connection

Gas Type	G20 Natural gas	Other gas connections provided	Conical
Gas connection	Cilindrical	Gas connection rating (W)	13100 W
Other gas nozzles included	G30 GPL Liquid gas		



---

## Compatible Accessories

---



**GRM**

Coffee machine support



**GRW**

Wok support



**LGCN**

Connecting Strip Built-in hobs, stainless steel, 475/495 mm









**WOKGHU**

Cast iron WOK Support

---

## Symbols glossary

---

	Standard installation: Traditional installation in tabletop, suitable for any kitchen sets.		Heavy duty cast iron pan stands: for maximum stability and strength.
	Reinforced base: A reinforced base, developed exclusively by Smeg, consists of a steel layer fixed to the underside of the glass surface of all gas on glass hobs.		Ultra rapid burners: Powerful ultra rapid burners offer up to 5kw of power.
	Small cut-out for easy installation		Knobs control