




PVL6106CNAU

Product Family	Hob	
Built-in type	Ultra-low profile or Fully Flushed	
Dimensions	100 cm	
Power supply	Gas	
Type	Gas	
EAN code	8017709259594	

Aesthetics

		
Aesthetic		Dolce Stil Novo
Colour		Black
Finishing		Glass
Material		Glass
Glass type		Ceramic
Glass edge		Straight edge
Glass on Steel		Yes
Pan stands		Stainless steel
Pan Stand Coating		Titanium
Burners		Laminate
Burners Material		Brass
Burner Coating		Nichelato
Type of control setting		Control knobs
Control knob position		Front
No. of controls		6
Controls colour		Black
Serigraphy colour		Grey
Alternative colours available		Stainless steel

Program / Functions

No. of gas cook zones	6
Total no. of cook zones	6

Options

Standard cut out 482-486x880-884 mm

Technical Features



Centre-left - Gas - UR - 3.50 kW

Rear-left - Gas - Semi Rapid - 1.60 kW

Front-left - Gas - AUX - 1.00 kW

Rear-right - Gas - Rapid - 2.40 kW

Front-right - Gas - AUX - 1.00 kW

Centre-right - Gas - UR - 3.50 kW

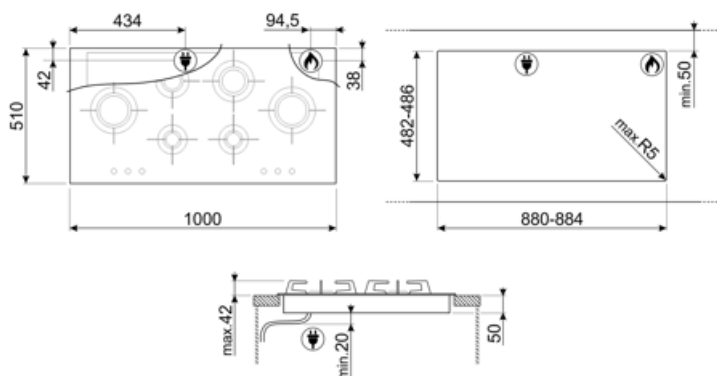
Gas safety valves Yes Automatic Ignition Yes

Electrical Connection

Plug	(I) Australia	Frequency (Hz)	50/60 Hz
Electrical connection rating (W)	1 W	Power supply cable length	120 cm
Voltage (V)	220-240 V	Plug	I
Type of electric cable	Single phase		

Gas Connection

Gas Type	G20 Natural gas	Other gas connections provided	Cylindrical
Gas connection	Conical	Gas connection rating (W)	13000 W
Other gas nozzles included	G30 GPL Liquid gas		



Compatible Accessories

6MP1BF

6 Linea knobs kit for hobs with blade flame



GRM

Gas hobs moka support



WOKGHU

Cast-Iron WOK Support



6MP1BFB3



GRW

Wok support



Symbols glossary



Knobs control



Reinforced base: A reinforced base, developed exclusively by Smeg, consists of a steel layer fixed to the underside of the glass surface of all gas on glass hobs.



Ultra rapid burners: Powerful ultra rapid burners offer up to 5kw of power.

Benefit (TT)

Gas hobs

Consistent heat source control and easy, immediate temperature adjustment

Equipped with a thermocouple, the gas supply is cut off if the flame is extinguished for greater safety.

Glass

Brightness and elegance in the kitchen: the acid-etched glass gives the surface a refined, modern look that enhances the space.

Ceramic

Stability and design even up to 700°C: the cooktop material resists high temperatures without deforming, maintaining aesthetics and functionality even with intensive use.

Stainless steel

Strong and easy to maintain every day: doesn't break if dropped, resists rust, easy to clean with detergents, and doesn't absorb liquids or odors.

Laminate

Top energy efficiency: thanks to Smeg's exclusive patent, heat is transferred directly to the pot, improving energy use and cooking performance.

Accurate power adjustment via knobs, for more precise cooking level control

Control knob position frontal

Instant and intuitive control thanks to front controls, easily accessible for practical use.

6 powerful burners for maximum freedom: deliver top performance and total freedom in the kitchen, ideal for complex recipes and those who need space and power.

Gas safety valves

Automatic protection against gas leaks: the thermocouple stops gas flow in the absence of flame, ensuring a safe environment even during unexpected shutdowns.

Glass on steel

Safety even in case of breakage: a stainless steel sheet beneath the glass prevents fragmentation, allowing continued use until replacement.