


# PX364LSA



Product Family	Hob
Built-in type	Traditional
Dimensions	60 cm
Power supply	Gas
Type	Gas
EAN code	8017709261245



## Aesthetics



Aesthetic	Classica
Colour	Stainless steel
Acabamento	Satin
Material	Stainless Steel
Type of steel	Brushed
Série	Nova
Pan stands	Cast iron
Pan Stand Coating	No
Burners	Smeg Contemporary
Burners Material	Alluminium
Burner Coating	No
Type of control setting	Control knobs
Control knob position	Front
No. of controls	4
Controls colour	Steel effect
Illuminated control knobs	No
Control knob protection	No
Serigraphy colour	Black
Alternative colours available	No

## Program / Functions

No. of gas cook zones	4
Total no. of cook zones	4

## Options



Corte padrão

478-482x555-560 mm

## Technical Features



Left - Gas - UR - 3.50 kW

Rear-centre - Gas - Semi Rapid - 1.80 kW

Front-centre - Gas - AUX - 1.10 kW

Right - Gas - Rapid - 2.60 kW

Gas safety valves Yes

Automatic Ignition Yes

## Accessories Included

Other accessories No

## Electrical Connection

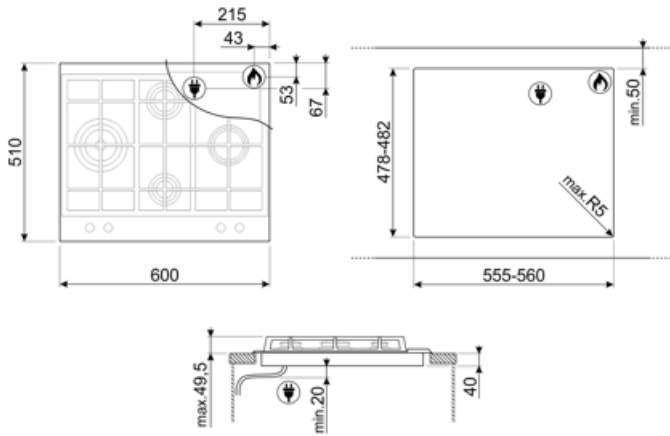
Plug No  
Electrical connection rating (W) 1 W  
Voltage (V) 220-240 V  
Type of electric cable Single phase

Frequency (Hz) 50/60 Hz  
Comprimento do cabo de alimentação 120 cm  
Ficha elétrica No

## Gas Connection

Gas Type G30 GPL Liquid gas  
Ligação ao gás Ligação ao gás cilíndrica

Other gas nozzles included G110 City gas, G20 Natural gas  
Gas connection rating (W) 9000 W



---

## Compatible Accessories

---



**GRW**

Suporte para wok



**TPK**

Placa grelhadora de aço inoxidável para cozinhar pratos Teppanyaki








**WOKGHU**

Suporte de ferro fundido para WOK

---

## Symbols glossary

---

- |                                                                                  |                                                                                                        |                                                                                   |                                                                                        |
|----------------------------------------------------------------------------------|--------------------------------------------------------------------------------------------------------|-----------------------------------------------------------------------------------|----------------------------------------------------------------------------------------|
|  | Instalação padrão: Instalação tradicional em tampo de mesa, adequado para qualquer conjunto de cozinha |  | Suportes de ferro fundido para serviço pesado: para máxima estabilidade e resistência. |
|  | Controle dos botões                                                                                    |  | CUT_OUT_STANDARD_72dpi                                                                 |
|  | Queimadores ultrarrápidos: Queimadores ultrarrápidos potentes oferecem até 5kw de potência.            |                                                                                   |                                                                                        |