


PX375



| | |
|----------------|---------------|
| Product Family | Hob |
| Built-in type | Traditional |
| Dimensions | 70/75 cm |
| Power supply | Gas |
| Type | Gas |
| EAN code | 8017709252090 |



Aesthetics



| | |
|-------------------------------|-------------------|
| Aesthetic | Classica |
| Colour | Stainless steel |
| Acabamento | Satin |
| Material | Stainless Steel |
| Type of steel | Brushed |
| Série | Nova |
| Pan stands | Cast iron |
| Pan Stand Coating | No |
| Burners | Smeg Contemporary |
| Burners Material | Alluminium |
| Burner Coating | No |
| Type of control setting | Control knobs |
| Control knob position | Front |
| No. of controls | 5 |
| Controls colour | Steel effect |
| Illuminated control knobs | No |
| Control knob protection | No |
| Serigraphy colour | Black |
| Alternative colours available | No |

Program / Functions

| | |
|-------------------------|---|
| No. of gas cook zones | 5 |
| Total no. of cook zones | 5 |

Options



Corte padrão

478-482x555-560 mm

Technical Features



Front-left - Gas - AUX - 1.10 kW

Rear-left - Gas - Rapid - 2.60 kW

Central - Gas - UR - 4.00 kW

Rear-right - Gas - Semi Rapid - 1.80 kW

Front-right - Gas - Semi Rapid - 1.80 kW

Gas safety valves Yes

Automatic Ignition Yes

Accessories Included

Other accessories No

Electrical Connection

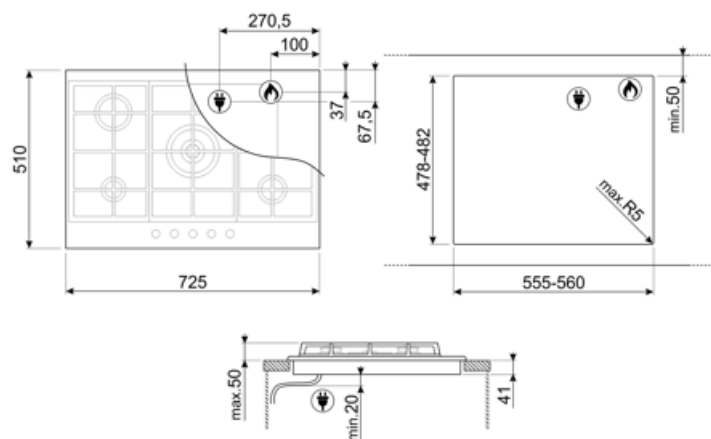
Plug No
Electrical connection rating (W) 1 W
Voltage (V) 220-240 V
Type of electric cable Single phase

Frequency (Hz) 50/60 Hz
Comprimento do cabo de alimentação 120 cm
Ficha elétrica No

Gas Connection

Gas Type G20 Natural gas
Ligação ao gás Ligação ao gás cilíndrica
Other gas nozzles included G30 GPL Liquid gas

Other gas connections provided Conical
Gas connection rating (W) 11300 W



Compatible Accessories



GRW

Suporte para wok



TPK






Placa grelhadora de aço inoxidável
para cozinhar pratos Teppanyaki



WOKGHU

Suporte de ferro fundido para WOK

Symbols glossary

| | | | |
|--|--|---|--|
|  | Instalação padrão: Instalação tradicional em tampo de mesa, adequado para qualquer conjunto de cozinha |  | Suportes de ferro fundido para serviço pesado: para máxima estabilidade e resistência. |
|  | Controle dos botões |  | CUT_OUT_STANDARD_72dpi |
|  | Queimadores ultrarrápidos: Queimadores ultrarrápidos potentes oferecem até 5kw de potência. | | |

Benefit (TT)

Gas hobs

Consistent heat source control and easy, immediate temperature adjustment

Equipped with a thermocouple, the gas supply is cut off if the flame is extinguished for greater safety.

Inox

Maximum resistance even at high temperatures: the stainless steel surface ensures durability and deformation resistance, withstanding thermal shocks without damage

Cast iron

Solid and sturdy, easy to clean and maintain every day, thanks to the cast-iron pan supports—an emblem of long-lasting efficiency and durability.

Smeg Contemporanea

Optimal cooking with every dish: burners combine high performance, efficiency, and practicality, ensuring precise, even results even with intensive use.

Accurate power adjustment via knobs, for more precise cooking level control

Control knob position frontal

Instant and intuitive control thanks to front controls, easily accessible for practical use.

5 powerful burners for a dynamic kitchen: offer ample space and flexibility to cook multiple dishes at once, simplifying meal prep and improving the cooking experience.

Gas safety valves

Automatic protection against gas leaks: the thermocouple stops gas flow in the absence of flame, ensuring a safe environment even during unexpected shutdowns.