


# PX375LSA



Product Family  
Built-in type  
Dimensions  
Power supply  
Type  
EAN code

Hob  
Traditional  
70/75 cm  
Gas  
Gas  
8017709261269



## Aesthetics



Aesthetic  
Serie  
Colour  
Finishing  
Material  
Type of steel  
Pan stands  
Burners  
Burners Material  
Type of control setting  
Control knob position  
No. of controls  
Controls colour  
Logo  
Serigraphy colour

Classica  
New  
Stainless steel  
Satin  
Stainless Steel  
Brushed  
Cast iron  
Smeg Contemporary  
Alluminium  
Control knobs  
Front  
6  
Steel effect  
Silk screen  
Black

## Program / Functions

No. of gas cook zones	5
Total no. of cook zones	5

## Options

Worktop Cut-Out	478-482x655-660 mm
-----------------	--------------------

## Technical Features

**UR**

Centre-left - Gas - 2UR (dual) - 4.20 kW  
 Rear-centre - Gas - Semi Rapid - 1.80 kW  
 Front-centre - Gas - AUX - 1.10 kW  
 Rear-right - Gas - Rapid - 2.60 kW  
 Front-right - Gas - Semi Rapid - 1.80 kW

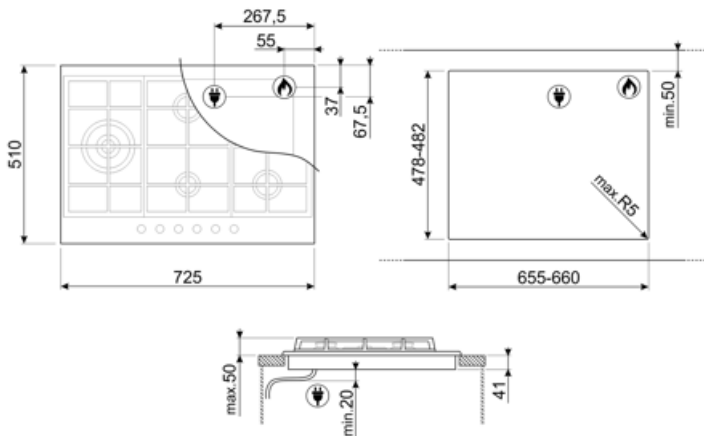
Gas safety valves Yes Automatic Ignition Yes

## Electrical Connection

Electrical connection rating (W)	1 W	Frequency (Hz)	50/60 Hz
Voltage (V)	220-240 V	Power supply cable length	120 cm
Type of electric cable installed	Yes, Single phase	Plug	Not present

## Gas Connection

Gas Type	G30 GPL Liquid gas	Other gas nozzles included	G110 City gas, G20 Natural gas
Gas connection	Cilindrica	Gas connection rating (W)	11500 W



---

## Compatible Accessories

---



**GRW**  
Wok support







**WOKGHU**  
Cast iron WOK Support

---

## Symbols glossary

---

- |  |   |   |  |
|--|---|---|--|
|  | Standard installation: Traditional installation in tabletop, suitable for any kitchen sets. |  | Heavy duty cast iron pan stands: for maximum stability and strength. |
|  | Ultra rapid burners: Powerful ultra rapid burners offer up to 5kw of power.                 |  | Knobs control  |