

RSDU36R



Product Family	Refrigerator
Installation	Built-in
Category	One Door
Built-in niche	>200
Sistema Total No - Frost	Total
Cooling type	Total No Frost
Defrost	Automatic
Hinge type	Door on door
Hinge position	Right
EAN code	8017709345600



Aesthetics

Aesthetic	Universale	Side material	Steel
Colour	Stainless steel	Logo	Applied
Material	Stainless steel	Door shelves profile color	Silver
Door steel type	Normal	Drawers profile color	Silver
Handle	External	Color of glass shelf profile	Silver
Handle type	Fixed	Display	TFT
Handle colour	Stainless steel	Display position	Interno (sul Top)
Logo colour	Stainless Steel		

Refrigerator compartment features



Number of compartments	3	Type of crisper/vegetable drawers cover	On sliding rails
Compartment types	Fruit and vegetable compartment	Crisper Cover	Yes
No. of adjustable shelves	3	Type of crisper/vegetable drawers cover	Glass
Number of fruit and vegetables drawers	3	Internal light in fridge	Yes
Type of adjustable shelves	Glass	Type of internal light (fridge)	LED

Refrigerator Inner Door

Number of adjustable door shelves	3	Bottle shelves with wire support	Yes
-----------------------------------	---	----------------------------------	-----

Other Refrigerator features



MultiFlow	Yes
-----------	-----

Other technical features



Functions display	Holiday, Fast cooling, Temperature alarm, Demo Mode, Sabbath
Power on lamp	Yes
Temperature alarm lamp	Yes
Door open alarm	Yes
Temperature Alarm	Yes
Type of temperature control	Electronic
No. of compressors	1
Refrigerant gas type	R600a
Type of compressor	Inverter
Refrigerant Quantity (gr)	3.0 oz

Performance / Energy Label - Reg. 2019

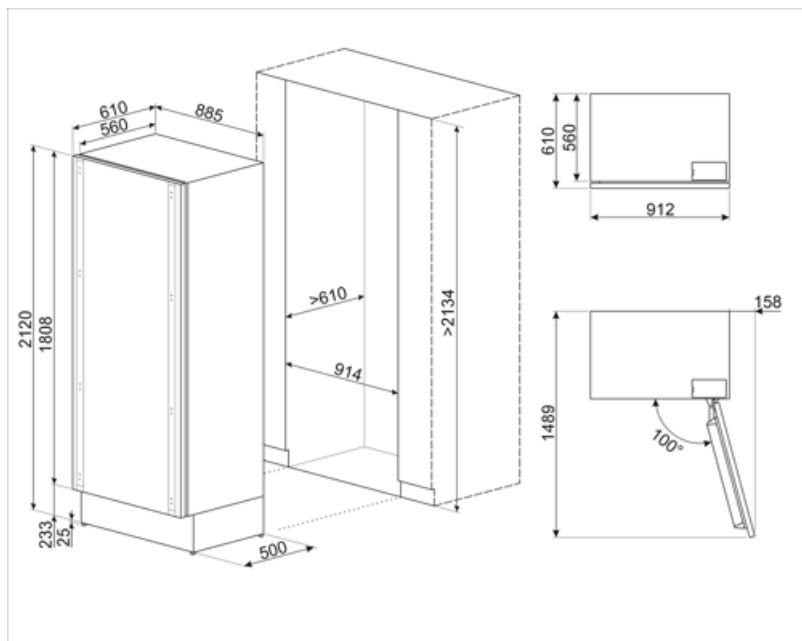
Annual energy consumption	355 kWh/year	Total net volume	21.54 cu. ft.
---------------------------	--------------	------------------	---------------

Electrical Connection

Current	2 A	Power supply cable length	78 3/4 "
Voltage (V)	115 V	Plug	(B) NEMA 5-15P
Frequency (Hz)	60 Hz		

Logistic Information

Width	35 7/8 "	Height of the built-in niche	84 "
Width of the built-in niche	36 "	Product width with maximum doors opening	41 3/8 "
Depth without handle	24 7/16 "	Product depth with handle	28 15/16 "
Depth of the built-in niche	25 "	Product depth with doors open at 90°	58 9/16 "
Height	83 7/16 "		









Compatible Accessories

RSFZLK



Symbols glossary

	The automatic defrost system works by automatically defrosting at regular intervals eliminating the need to defrost altogether.		Power saving mode: The power saving mode allows you to disable the refrigerator and keep the freezer working.
	LED interior lighting: is a more energy efficient and long lasting way of illuminating the interior of the appliance.		Smeg's evolution towards more intelligent and eco-friendly models has led to the choice of Inverter technology, which significantly reduces consumption.
	Air plus: keeps food fresher for longer.		SABBATH: function that allows to cook food respecting Judaism's day of rest provisions.